



# 2011-12 ULM MEN'S BASKETBALL

ULM MEDIA RELATIONS • JEREMY STEVENS • MEN'S BASKETBALL CONTACT  
318-547-5134 • JSTEVENS@ULM.EDU • ULMWARHAWKS.COM

## ULM SCHEDULE/RESULTS

Overall:	2-21	Sun Belt:	1-9
Home:	0-11	Home:	0-6
Away:	2-10	Away:	1-3
Neutral:	0-0	Neutral:	0-0

### EXHIBITION

Date	Opponent	Time/Result
Nov. 1	LUBBOCK CHRISTIAN (EXH.)	W, 67-63
Nov. 7	PHILANDER SMITH (EXH.)	W, 82-69

### REGULAR SEASON

Date	Opponent	Time/Result
Nov. 11	at Ole Miss	L, 38-60
Nov. 14	INDIANA STATE	L, 59-71
Nov. 16	at Tennessee	L, 62-85
Nov. 19	at Southeastern Louisiana	L, 60-63
Nov. 21	at No. 25 Mississippi State	L, 63-78
Nov. 26	HARDING	L, 68-71
Nov. 28	at Nicholls State	W, 86-65

Dec. 3	LOUISIANA TECH	L, 71-73
Dec. 10	at No. 22 Texas A&M	L, 54-67
Dec. 12	NICHOLLS STATE	L, 70-82
Dec. 15	NORTHWESTERN STATE	L, 63-76
Dec. 19	at No. 21 UNLV	L, 63-81
Dec. 21	at Indiana State	L, 35-50
Dec. 29	WESTERN KENTUCKY*	L, 71-76 OT
Dec. 31	ARKANSAS STATE*	L, 63-65

Jan. 5	at Florida Atlantic*	L, 30-58
Jan. 7	at FIU*	W, 54-50
Jan. 12	UALR*	L, 51-72
Jan. 14	NORTH TEXAS*	L, 55-68
Jan. 19	DENVER*	L, 48-63
Jan. 21	at Troy*	L, 63-91
Jan. 28	UL-LAFAYETTE*	L, 60-67

Feb. 2	at Arkansas State* (SBN)	L, 64-72
Feb. 4	at UALR*	7 p.m.
Feb. 11	SOUTH ALABAMA*	2 p.m.
Feb. 16	at North Texas*	7 p.m.
Feb. 18	at Denver*	5 p.m.
Feb. 23	MIDDLE TENNESSEE*	7:30 p.m.
Feb. 25	at UL-Lafayette*	7:15 p.m.

All time Central

**BOLD CAPS** denotes home games

\*denotes Sun Belt Conference games

### ULM NAME USAGE

We are ULM. Please note that there are only two correct versions of our institution's name, the preferred acronym ULM and the full name, the University of Louisiana at Monroe. Any other reference, including Louisiana-Monroe, UL-Monroe, La.-Monroe, LAM, or simply Monroe, is incorrect. Additionally, all women's athletic teams are known simply as Warhawks -- not Lady Warhawks or Lady Hawks.



## ULM WARHAWKS (2-21, 1-9 SUN BELT) vs. UALR TROJANS (10-13, 7-2 SUN BELT)

Date .....Saturday, Feb. 4, 2012  
Tipoff .....7 p.m. (CT)  
Location .....Jack Stephens Center (Little Rock, Ark.)  
Series History .....UALR leads 11-8  
Last Meeting .....L, 51-72 (Jan. 12, 2012)  
Radio.....105.3 FM, Nick White (pbp)  
Live Stats.....ulmwarhawks.com

### WARHAWK QUICK HITS

- ULM is in its 61st season of basketball. The Warhawks have won 10 regular season conference championships, eight conference tournament championships and have made seven NCAA Tournament appearances.
- The Warhawks have led or been tied in the second half with three teams from power six conferences this season, including against a pair of ranked opponents (Texas A&M and Mississippi State).
- ULM used a 19-3 run to rally back from a 19-point deficit in the second half. The Warhawks closed to within 52-49 with just over seven minutes left, but that was as close they would get.
- Sophomore guard Marcelis Hansberry led the Warhawks with 18 points, while senior center Fabio Ribeiro chipped in 13 points -- both off the bench. The ULM bench outscored Arkansas State's 46-23.
- ULM's two leading scorers -- Fred Brown and Charles Winborne -- combined for just five against the Red Wolves and went a combined 1 of 10 from the field. Brown leads the team with 12.0 points a game while Winborne ranks second with 11.0 points per game.
- The Warhawks and Trojans are meeting for the second time this season as UALR won the first meeting 72-51 in Monroe back on Jan. 12. UALR has won three straight in the series.
- The Warhawks ranks fourth in the Sun Belt with an average of 6.2 3-pointers per game.

### ULM PROBABLE STARTERS

NO.	NAME	POS.	HT.	WT.	YR.	HOMETOWN	PPG	RPG	APG
5	Christian Bibi Ndongo	F	6-8	195	Sr.	Yaounde, Cameroon	3.0	3.3	0.5
15	Steven McClellan	C	6-7	250	So.	Fresno, Calif.	8.5	6.6	0.8
11	Charles Winborne	G	6-1	185	So.	Shreveport, La.	11.0	2.2	1.5
24	Hugh Mingo	G	6-3	175	Sr.	West Monroe, La.	7.9	4.4	1.2
55	Fred Brown	G	6-2	190	Sr.	West Palm Beach, Fla.	12.0	2.7	2.3

### ULM OFF THE BENCH

NO.	NAME	POS.	HT.	WT.	YR.	HOMETOWN	PPG	RPG	APG
3	Marcelis Hansberry	G	6-0	180	So.	Jackson, Miss.	4.4	1.9	1.3
4	R.J. McCray	G	6-2	180	So.	Arlington, Texas	3.3	1.7	1.2
10	Trent Mackey	G	6-3	180	Fr.	Tampa, Fla.	6.3	1.7	1.2
35	Trey Lindsey	F	6-6	205	Fr.	Austin, Texas	3.0	1.8	1.2
41	Fabio Ribeiro	C	6-10	250	Sr.	Caetnopolis, Brazil	3.5	3.7	0.2

### UALR PROBABLE STARTERS

NO.	NAME	POS.	HT.	WT.	YR.	HOMETOWN	PPG	RPG	APG
12	Courtney Jackson	F	6-6	225	Sr.	Paris, Texas	8.1	5.0	1.2
44	Michael Javes	F	6-10	230	Fr.	Cali, Columbia	4.6	3.9	0.3
53	Will Neighbour	F	6-10	209	So.	Grayshott, England	10.4	5.4	0.5
10	D'Andre Williams	G	5-10	160	Sr.	Amarillo, Texas	11.6	3.9	4.1
13	Chuck Guy	G	5-10	168	So.	Fort Worth, Texas	10.1	3.5	1.7



## ULM QUICK FACTS

## UNIVERSITY INFORMATION

Name .....	ULM (University of Louisiana at Monroe)
Location .....	Monroe, La. (Ouachita Parish)
Founded .....	1931
Enrollment .....	8,858
Nickname/Mascot .....	Warhawks/Ace
Colors .....	Maroon & Gold
Conference .....	Sun Belt
Affiliation .....	NCAA Division I
President .....	Dr. Nick Bruno
Director of Athletics .....	Bobby Staub

## HOME COURT INFORMATION

Facility .....	Fant-Ewing Coliseum
Capacity .....	7,000
Opened .....	1971
Playing Surface .....	Maple
All-Time Record .....	381-152
Championship Tournaments Hosted .....	10
Press Row Phone .....	(318) 342-6920

## PROGRAM INFORMATION

First Season .....	1951-52
Total Seasons .....	60
All-Time Record .....	895-769
All-Time Conference Record .....	384-326
Gulf States (18 seasons) .....	100-98
Atlantic Sun (4 seasons) .....	23-11
Southland (24 seasons) .....	231-149
Sun Belt (5 seasons) .....	30-68
Winning Seasons .....	38
Last .....	2006-07 (18-14)
20-Plus Win Seasons .....	10
Last .....	2001-02 (20-12)
Regular Season Conference Championships .....	10
.. (1962, 1965, 1980, 1986, 1990, 1991, 1993, 1994, 1996, 1997)	
Conference Tournament Titles .....	8
..... (1979, 1982, 1986, 1990, 1991, 1992, 1993, 1996)	
NCAA Tournament Appearances .....	7
Last .....	1996 (Wake Forest: L, 50-62)
NIT Appearances .....	2
Last .....	1988 (Arkansas State: L, 59-70)

## 2010-11 SEASON RECAP

Overall Record .....	7-24
Home .....	4-9
Away .....	2-13
Neutral .....	1-2
SBC Record .....	2-14 (6th West)
Home .....	0-8
Away .....	2-6
SBC Tournament Record .....	0-1
Starters R/L .....	3/2
Letterwinners R/L .....	8/4
Newcomers (HS/TR) .....	5 (4/1)
Returning Scoring .....	.62 percent
Returning Rebounding .....	.58 percent

## BASKETBALL STAFF

Head Coach .....	Keith Richard
Alma Mater .....	ULM, 1982
Record at ULM .....	7-24 (1 season)
Career Record .....	157-141 (10 seasons)
Assistant Coach .....	Cord Wright (Limestone, 2002)
Assistant Coach .....	Brandon Roberts (ULM, 2009)
Athletic Trainer .....	Jeremy Teblum (Florida State, 2009)
Strength & Conditioning .....	Joe Girardi (Miami, Fla., 2009)
Video Coordinator .....	Matt Braunscheidel (St. Bonaventure, 2006)
Academic Counselor .....	Elizabeth Holbert (Ole Miss, 2008)

## GAME BASICS

ULM is back in action Saturday at UALR. The game is set to tip off at 7 p.m. inside the Jack Stephens Center. The game can also be heard on 105.3 FM in Monroe or online at ulmwarhawks.com, with Nick White calling the action. Live stats are available by visiting ulmwarhawks.com.

## UPDATING THE WARHAWKS

• ULM rallied back from a 19-point deficit in the second half, but it was not enough as Arkansas State held on for a 72-64 win on Thursday. The Warhawks used a 19-3 run to cut the Red Wolves lead to 52-49 with 7:16 remaining, but that is as close as they would get.

• ULM shot 41.7 percent from the field in the second half and took 14 more shots than Arkansas State in the half. The Warhawks also held a 13-7 advantage in offensive rebounds in the game.

• The Warhawks made just 16 of 25 attempts from the free-throw line, including six crucial misses down the stretch.

• Head coach Keith Richard handed the game over to his underclassmen in the final 12 minutes and the group -- which consisted of sophomores Marcellis Hansberry, R.J. McCray and Steven McClellan and freshmen Trent Mackey and Trey Lindsey -- responded by outscoring the Red Wolves by 11 during that span. ULM finished with a dominating 46-23 advantage in bench points.

• Hansberry led the Warhawks with 15 points on 5-of-9 shooting in just 14 minutes of action against Arkansas State. The 15 points were a season high and tied a career high for Hansberry.

• Senior Fabio Ribeiro came off the bench to score a season-high 13 points to go with six rebounds. It marked Ribeiro's second double-figure scoring game of the season and just the third of his career (he had 15 last season at UL-Lafayette).

• ULM's two leading scorers -- senior Fred Brown and sophomore Charles Winborne -- combined for just five points while going a combined 1 of 10 from the field. Brown leads the Warhawks in scoring with 12.0 points per game while Winborne ranks second on the team with 11.0 points per outing.

• ULM has a pair of players in the top 10 in the Sun Belt in 3-point percentage as Mackey ranks fourth in the conference (.444) and Winborne ranks sixth (.426).

• Brown ranks second in the Sun Belt in free-throw percentage, shooting 86.4 percent on the season. Brown is 21 of 24 from the free-throw line during conference play.

• The Warhawks rank 10th in the Sun Belt in field-goal percentage (.402), fourth in 3-point percentage (.353) and seventh in free-throw percentage (.665). ULM also ranks fourth in the conference with 6.2 3-pointers made per game.

## OTHER NOTES

• The Warhawks' 76-71 overtime loss to Western Kentucky (Dec. 29) was their first overtime game since Dec. 31, 2008 at UALR.

• ULM is 1-5 this season in games decided by five points or less, including 1-2 in Sun Belt play.

• ULM shot a season-best 62 percent from the field against Nicholls State (Nov. 28). It was the Warhawks' highest shooting percentage in a game since December of 2009.

• ULM has hung tough with some of the best teams in the country this season. The Warhawks led then No. 25 Mississippi State by two points with 14:13 remaining (Nov. 21) and most recently were tied 43-all at No. 22 Texas A&M with 13:20 to play (Dec. 10). In addition, ULM also had a second-half lead at Tennessee on Nov. 16.

• The Warhawks made at least 10 3-pointers in back-to-back games earlier this season. ULM had 11 3s against Harding (Nov. 26) and followed it up with 12 3s against Nicholls State (Nov. 28).

• The Warhawks are playing the 2011-12 season with just nine active scholarship players and are banned from participating in postseason play due to NCAA APR sanctions.

## PREVIEWING THE TROJANS

• UALR defeated Denver 64-57 in its last outing on Jan. 28. The Trojans lead the Sun Belt's Western Division with a 7-2 conference record. UALR's two conference losses came at home to UL-Lafayette (68-49) and at Western Kentucky (65-53).

• D'Andre Williams leads the Trojans with 11.6 points per game. Williams also ranks fourth in the Sun Belt with 4.1 assists per game. Will Neighbour contributes 10.4 points and Chuck Guy adds 10.1 points for UALR.

• Steve Shields is in his ninth season as the coach at UALR and has compiled a record of 142-125. Shields guided the Trojans to Sun Belt Tournament championship last season and a trip to the NCAA Tournament -- the school's first NCAA Tournament appearance since 1990. Shields was the Sun Belt's Coach of the Year in 2004.

## STATS COMPARISON

## CATEGORY

Overall Record	2-21	10-13
Conference Record	1-9	7-2
Points Per Game	58.7	62.1
Opp. Points Per Game	69.7	63.3
Rebounds Per Game	30.9	33.1
Rebounding Margin	-3.9	-1.9
Field Goal Pct.	.402	.406
Opp. Field Goal Pct.	.452	.421
3-Point Pct.	.353	.318
Opp. 3-Point Pct.	.378	.335
Free Throw Pct.	.665	.701
Assists Per Game	11.1	10.8
Turnovers Per Game	13.1	12.8
Turnover Margin	-1.9	+1.6
Blocked Shots Per Game	2.1	2.9
Steals Per Game	5.3	6.3

**CAREER TOTALS FOR CURRENT WARHAWKS****POINTS**

Fred Brown.....	1,055
Hugh Mingo .....	476
Steven McClellan.....	281
Charles Winborne.....	242
Marcelis Hansberry.....	198
Fabio Ribeiro .....	171
Trent Mackey .....	144
R.J. McCray.....	141
Christian Bibi Ndongo .....	102
Trey Lindsey .....	67
Reginald Smith .....	3
Ife Eke .....	0
D'Andre Martin.....	0

**REBOUNDS**

Hugh Mingo .....	249
Steven McClellan.....	219
Fred Brown.....	214
Fabio Ribeiro .....	156
Christian Bibi Ndongo .....	107
Marcelis Hansberry.....	77
R.J. McCray.....	58
Charles Winborne.....	49
Trey Lindsey .....	40
Trent Mackey .....	39
Ife Eke .....	3
D'Andre Martin.....	0
Reginald Smith .....	0

**ASSISTS**

Fred Brown.....	194
Marcelis Hansberry.....	73
Hugh Mingo .....	68
R.J. McCray.....	41
Charles Winborne.....	34
Trey Lindsey .....	27
Steven McClellan.....	27
Trent Mackey .....	25
Christian Bibi Ndongo .....	16
Fabio Ribeiro .....	12
Ife Eke .....	0
D'Andre Martin.....	0
Reginald Smith .....	0

**STEALS**

Fred Brown.....	105
Hugh Mingo .....	56
Steven McClellan.....	24
R.J. McCray.....	24
Marcelis Hansberry.....	20
Fabio Ribeiro .....	14
Christian Bibi Ndongo .....	11
Charles Winborne.....	11
Trent Mackey .....	8
Trey Lindsey .....	7
D'Andre Martin.....	1
Ife Eke .....	0
Reginald Smith .....	0

**BLOCKS (Top Five Only)**

Christian Bibi Ndongo .....	24
Steven McClellan.....	18
Hugh Mingo .....	14
Fabio Ribeiro .....	11
Fred Brown.....	9

**SERIES HISTORY**

• UALR owns an 11-8 advantage in the all-time series with ULM, including three straight wins in the series. The Trojans defeated the Warhawks 72-51 in Monroe back on Jan. 12. ULM has a 4-6 record against UALR in games played in Little Rock.

**THE LAST TIME THE TWO TEAMS MET...**

• UALR held ULM to just 18 points in the second half to pull away for a 72-51 victory on Jan. 12 inside Fant-Ewing Coliseum. The Trojans shot 50.0 percent from the field while holding the Warhawks to just 36.2 percent, including 24.1 percent in the second half. ULM trailed by just five points at the break.

• Courtney Jackson had 20 points to lead the Trojans, while D'Andre Williams and Chuck Guy each tallied 10 points. Four Warhawks reached double figures in scoring, paced by 15 points and seven rebounds from sophomore Steven McClellan. Senior Fred Brown registered 11 points, and Charles Winborne and Christian Bibi Ndongo chipped in 10 points each.

**UP NEXT**

The Warhawks have a week off before hosting South Alabama Feb. 11 at 2 p.m. The game will highlight the 30th anniversary reunion of the 1981-82 Warhawks, the first in school history to reach the NCAA Tournament. Most of the former players, coaches and staff members off that team will be back on campus, including ULM head coach Keith Richard, who was a senior point guard on the team, and the team's leading scorer, Donald Wilson.

**BROWN REACHES 1,000 POINTS**

Senior guard Fred Brown topped the 1,000-point milestone for his career with 16 points against FIU (Feb. 7). Brown, who scored 380 points in two seasons with Kansas State, has been the leading scorer for ULM the past two years. He has notched double figures in scoring 49 times in his career, including 14 times this season.

**ULM CLOSING IN ON 900 WINS**

In its 61st season of men's basketball, ULM is just five wins shy of reaching 900 in its history. The men's basketball program has been one of the finest at ULM over the years as the Warhawks have captured 10 regular season conference titles, eight conference tournament championships and have appeared in the NCAA Tournament seven times and the NIT twice.

**MCCLELLAN MAKES SEASON DEBUT**

Sophomore Steven McClellan saw his first action of the season Dec. 3 against Louisiana Tech. McClellan came off the bench with six points, seven rebounds and a blocked shot in 21 minutes of action. The 6-foot-7 center was slated to redshirt this season, but adds much needed height to the ULM frontcourt.

**WARHAWK INK TWO IN EARLY SIGNING PERIOD**

ULM men's basketball head coach Keith Richard announced Thursday the signing of high school seniors Kyle Koszuta and Taylor Birchett to national letters of intent. Koszuta and Birchett are the first two players to sign with the Warhawks for the 2012-13 season.

"We are excited about Kyle and Taylor joining our team next season," Richard said. "They're great kids that come from great families and will help us move this program forward."

Koszuta, a 6-1 point guard, attends Niceville High School in Niceville, Fla. Koszuta averaged 16.1 points and 1.5 assists as a junior, helping the Eagles to a 15-9 record. He scored a season-best 31 points on 12-of-23 shooting against Bainbridge (Ga.) last season.

Birchett, a 6-4 shooting guard, attends Roswell High School in Roswell, Ga. He led his team in scoring with 16.5 points as a junior and helped Roswell to its first Georgia 'Sweet 16' appearance in 14 years. He shot 43.2 percent from the field (118-of-273) and 40.3 percent from 3-point range (54-of-134) as a junior and was named to the 6-5A all-region team and the All-North Fulton Prep Rally first team.

**EKE TO REDSHIRT IN 2011-12**

ULM men's basketball head coach Keith Richard announced Tuesday that sophomore Ife Eke will redshirt during the 2011-12 season and will have three years of eligibility remaining starting next season. The Warhawks will play the season with nine scholarship players.

Eke suffered a season-ending injury by tearing his anterior cruciate ligament (ACL) in practice last week and is expected to have surgery in the near future.

**FAMILIAR FOES**

ULM will renew in-state rivalries against former Southland Conference foes Northwestern State, Southeastern Louisiana and Nicholls State in 2011-12. The Warhawks will also face Louisiana Tech for the fourth consecutive season.

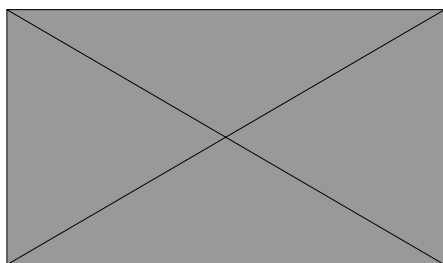
ULM has faced Northwestern State more than any other team as the two will meet for the 118th time this season. The Warhawks and Demons have not faced each other since 2005-06, the last season ULM competed in the Southland. Similarly,



## SUN BELT STANDINGS

EAST DIVISION	Sun Belt			Overall		
	W	L	Pct.	W	L	Pct.
Middle Tennessee	10	0	1.000	21	3	.875
Florida Atlantic	5	4	.556	9	13	.409
South Alabama	4	6	.400	12	9	.571
Western Kentucky	3	6	.333	7	15	.318
FIU	3	6	.333	6	15	.286
Troy	2	8	.200	7	14	.333

WEST DIVISION	Sun Belt			Overall		
	W	L	Pct.	W	L	Pct.
UALR	7	2	.778	10	13	.435
UL-Lafayette	7	3	.700	13	11	.542
Denver	6	4	.600	16	7	.696
North Texas	6	4	.600	13	10	.565
Arkansas State	4	6	.400	10	14	.417
<b>ULM</b>	<b>1</b>	<b>9</b>	<b>.100</b>	<b>2</b>	<b>21</b>	<b>.088</b>



## MID-MAJOR TOP 25 (Jan. 30, 2012)

No.	School	Record	Pts.	Prev.
1.	Murray State (31)	21-0	775	1
2.	Creighton	20-2	734	2
3.	Saint Mary's	21-2	717	3
4.	Harvard	18-2	665	4
5.	Gonzaga	17-3	638	6
6.	Middle Tennessee	20-3	619	5
7.	Long Beach State	16-6	548	9
8.	Wichita State	18-4	546	7
9.	Iona	17-5	503	8
10.	Cleveland State	18-4	487	10
11.	Oral Roberts	20-4	480	13
12.	George Mason	18-5	399	14
13.	Davidson	15-5	389	11
14.	BYU	18-6	348	12
15.	VCU	18-5	335	17
16.	Ohio	17-4	320	16
17.	Weber State	16-4	269	15
18.	Belmont	15-7	210	18
19.	UT-Arlington	15-5	209	19
20.	Drexel	17-5	142	20
21.	Akron	14-7	106	NR
22.	Kent State	14-6	104	22
23.	Long Island	15-7	92	21
24.	Wagner	17-4	83	24
25.	Bucknell	17-6	61	NR

**OTHERS RECEIVING VOTES:** Denver 56, South Dakota State 49, Loyola MD 44, Manhattan 25, Mercer 24, Norfolk State 22, Valparaiso 13, Northern Iowa 12, UC Santa Barbara 10, Montana 9, UNC-Ashville 8, Stony Brook 5, UTSA 5, Robert Morris 4, Missouri State 3, Illinois State 2, Coastal Carolina 1, College of Charleston 1, Loyola Marymount 1, Saint Francis (NY) 1.

the Warhawks will meet Southeastern Louisiana for the 91st time and Nicholls State for the 71st time in school history.

**BROWN TABBED PRESEASON ALL-SUN BELT**

Senior guard Fred Brown has picked up plenty of preseason accolades as he was named to virtually everyone's preseason All-Sun Belt team. Brown was chosen to All-Sun Belt Third Team by the conference coaches and College Sports Madness. Brown was also picked as one of the top five players in the Sun Belt by Jon Teitel of collegehoops.net.

**BROWN, MINGO NAMED TEAM CAPTAINS**

Head Coach Keith Richard named seniors Fred Brown and Hugh Mingo team captains for the 2011-12 season. Brown and Mingo are the two leading returning scorers from last season. They combined to make 58 starts and averaged over 32 minutes per game a year ago.

**WARHAWKS PICKED SIXTH IN SUN BELT WEST DIVISION**

ULM was picked to finish sixth in the West Division of the Sun Belt by its conference coaches. Arkansas State received 64 points and was picked to win the West, followed by UL-Lafayette (60), North Texas (50), Denver (40), UALR (26) and ULM (12).

Florida Atlantic got all but one first-place vote to earn the top spot in the East Division. The Owls were followed by Middle Tennessee (59), Western Kentucky (41), South Alabama (33), FIU (31) and Troy (17).

**FANT-EWING COURT GETS NEW LOOK**

The court inside Fant-Ewing Coliseum will have a new look to it when the ULM men's and women's basketball teams begin play in November.

The court has been redesigned and repainted with a fresh look, which includes the primary ULM logo at center court and "Warhawks" on each baseline. It is the first major renovation to the court since the fall of 2006.

The redesign also accommodates the new women's 3-point line, which moves back a foot to 20 feet, 9 inches (the same as the men) and the addition of the charge circle underneath each basket.

Fant-Ewing Coliseum has received several upgrades since 2009, including a new scoreboard and new scorer's tables.

**MISC. STATS**

Largest halftime lead.....	10, at FIU (1/7/12)
Largest halftime deficit.....	22, at Ole Miss (11/11/11)
Largest halftime lead surrendered to lose.....	9, vs. Arkansas State (12/31/11)
Largest halftime deficit overcome to win.....	n/a
Largest lead at any time.....	21, at Nicholls State (11/28/11)
Largest deficit at any time.....	35, at Troy (1/21/12)
Largest lead surrendered to lose.....	11, vs. Arkansas State (12/31/11)
Largest deficit overcome to win.....	6, at Nicholls State (11/28/11)
Largest margin of victory.....	21, at Nicholls State (11/28/11)
Largest margin of defeat.....	28, at Florida Atlantic (1/5/12); at Troy (1/21/12)
Most points scored in a half.....	50 (second half), at Nicholls State (11/28/11)
Fewest points scored in a half.....	7 (first half), at Florida Atlantic (1/5/12)
Most points allowed in a half.....	52, at Tennessee (11/16/11)
Fewest points allowed in a half.....	21 (first half), at FIU (1/7/12)



## 2011-12 ROSTER

## NUMERICAL ROSTER

##	Name	Pos.	Cl.	Ht.	Wt.	Hometown (Previous School)
3	Marcelis Hansberry	G	So.	6-0	180	Jackson, Miss. (Provine HS)
4	R.J. McCray	G	So.	6-2	180	Arlington, Texas (Grace Prep Academy)
5	Christian Bibi Ndongo	F	Sr.	6-8	195	Yaounde, Cameroon (John Wood CC)
10	Trent Mackey	G	Fr.	6-3	180	Tampa, Fla. (Newsome HS)
11	Charles Winborne	G	So.	6-1	185	Shreveport, La. (Loyola-Chicago)
14	Ife Eke*	F	So.	6-7	210	Lagos, Nigeria (Northwest Rankin HS)
15	Steven McClellan	C	So.	6-7	250	Fresno, Calif. (Edison HS)
23	Reginald Smith	G	Fr.	6-0	160	Columbia, La. (Caldwell HS)
24	Hugh Mingo	G	Sr.	6-3	175	West Monroe, La. (South Plains CC)
33	D'Andre Martin	G	Fr.	6-2	195	Monroe, La. (Richwood HS)
35	Trey Lindsey	F	Fr.	6-6	205	Austin, Texas (Bowie HS)
41	Fabio Ribeiro	C	Sr.	6-10	250	Caetopolis, Brazil (New Mexico JC)
55	Fred Brown	G	Sr.	6-2	190	West Palm Beach, Fla. (Kansas State)

\*Will redshirt during the 2011-12 season

## ALPHABETICAL ROSTER

##	Name	Pos.	Cl.	Ht.	Wt.	Hometown (Previous School)
5	Christian Bibi Ndongo	F	Sr.	6-8	195	Yaounde, Cameroon (John Wood CC)
55	Fred Brown	G	Sr.	6-2	190	West Palm Beach, Fla. (Kansas State)
14	Ife Eke*	F	So.	6-7	210	Lagos, Nigeria (Northwest Rankin HS)
3	Marcelis Hansberry	G	So.	6-0	180	Jackson, Miss. (Provine HS)
35	Trey Lindsey	F	Fr.	6-6	205	Austin, Texas (Bowie HS)
10	Trent Mackey	G	Fr.	6-3	180	Tampa, Fla. (Newsome HS)
33	D'Andre Martin	G	Fr.	6-2	195	Monroe, La. (Richwood HS)
15	Steven McClellan	C	So.	6-7	250	Fresno, Calif. (Edison HS)
4	R.J. McCray	G	So.	6-2	180	Arlington, Texas (Grace Prep Academy)
24	Hugh Mingo	G	Sr.	6-3	175	West Monroe, La. (South Plains CC)
41	Fabio Ribeiro	C	Sr.	6-10	250	Caetopolis, Brazil (New Mexico JC)
23	Reginald Smith	G	Fr.	6-0	160	Columbia, La. (Caldwell HS)
11	Charles Winborne	G	So.	6-1	185	Shreveport, La. (Loyola-Chicago)

\*Will redshirt during the 2011-12 season

## COACHING STAFF

**Head Coach:** Keith Richard, second season at ULM

**Assistant Coach:** Cord Wright, second season at ULM

**Assistant Coach:** Brandon Roberts, second season at ULM

## PRONUNCIATION

Keith <b>RICHARD</b>	Re-CHARD
Christian <b>BIBI NDONGO</b>	be-be-DONGO
<b>IFE EKE</b>	if-E E-kay
Fabio <b>RIBEIRO</b>	rib-ARROW
<b>D'ANDRE</b> Martin	DEE-on-dre

## BY CLASS

Seniors .....	Fred Brown
.....	Hugh Mingo
.....	Fabio Ribeiro
.....	Christain Bibi Ndongo
Sophomores .....	Marcelis Hansberry
.....	R.J. McCray
.....	Charles Winborne
.....	Ife Eke
.....	Steven McClellan
Freshman .....	Trent Mackey
.....	Reginald Smith
.....	D'Andre Martin
.....	Trey Lindsey

## BY POSITION

Guard .....	Marcelis Hansberry
.....	R.J. McCray
.....	Trent Mackey
.....	Charles Winborne
.....	Reginald Smith
.....	Hugh Mingo
.....	D'Andre Martin
.....	Fred Brown
Forward .....	Christian Bibi Ndongo
.....	Ife Eke
.....	Trey Lindsey
Center .....	Steven McClellan
.....	Fabio Ribeiro

## BY HEIGHT

6-0 .....	Reginald Smith
.....	Marcelis Hansberry
6-1 .....	Charles Winborne
6-2 .....	Fred Brown
.....	R.J. McCray
.....	D'Andre Martin
6-3 .....	Hugh Mingo
.....	Trent Mackey
6-6 .....	Trey Lindsey
6-7 .....	Steven McClellan
.....	Ife Eke
6-8 .....	Christian Bibi Ndongo
6-10 .....	Fabio Ribeiro

## BY STATE

Louisiana .....	Charles Winborne
.....	Reginald Smith
.....	Hugh Mingo
.....	D'Andre Martin
Texas .....	R.J. McCray
.....	Trey Lindsey
Mississippi .....	Marcelis Hansberry
.....	Ife Eke
Florida .....	Fred Brown
.....	Trent Mackey
California .....	Steven McClellan
Brazil .....	Fabio Ribeiro
Cameroon .....	Christian Bibi Ndongo





## HEAD COACH KEITH RICHARD

Keith Richard returned to his alma mater to become ULM's seventh men's basketball head coach on April 22, 2010. Now in his second season, Richard seeks to restore the rich tradition of the ULM men's basketball program — something he knows very well.

Richard became the second ULM men's basketball coach — joining Mike Vining — to have also been a student-athlete and an assistant coach for the program. He was with the Warhawks in both capacities for six of the program's seven NCAA Tournament appearances in the 80s and 90s.

The Warhawks finished 7-24 in Richard's first season that was plagued by scholarship limits and youth. Despite the record, the Warhawks were competitive, losing seven games by six points or less. The season highlight came in an 82-75 victory at North Texas in the final week of the regular season. The Warhawks also took down Big Sky Tournament champion Northern Colorado 78-75 in Fant-Ewing Coliseum on Dec. 22.

As a student-athlete, Richard bridged the transition from Lenny Fant to Benny Hollis to Vining. He played on Fant's final team, played two seasons for Hollis and then completed his playing career on Vining's first team. ULM won three Trans-America Athletic Conference championships during his four years and advanced to the NCAA Tournament in 1982, the school's first-ever appearance, and the NIT in 1979. He twice led the team in assists and was team captain in 1980-81 and 1981-82.

Following his playing career, Richard spent two seasons as a graduate assistant at ULM (1984-86), assisting as his alma mater won the Southland Conference regular season and tournament titles in 1985, earning a trip to the NCAA Tournament.

Richard moved on to Marshall University for three years from 1986-89, helping the Thundering Herd win two Southern Conference crowns and a Southern Conference tournament title. Marshall participated in the 1987 NCAA Tournament and the 1988 NIT while Richard was on staff.

He returned to ULM for the 1989-90 season, spending five seasons as an assistant coach. In those five years, ULM won four Southland Conference regular season championships, four Southland Conference tournaments and made four appearances in the NCAA Tournament (1990, 1991, 1993, 1994). He departed in 1994 to join the staff at Louisiana Tech.

In his first season at Louisiana Tech, Richard helped the Bulldogs to the second biggest turnaround in the nation as they won 14 games after winning just two in the season prior to his arrival.

The following year Richard was promoted from assistant coach to associate head coach, spending three seasons in that capacity. He helped the Bulldogs reach the championship game of the Sun Belt Tournament in 1997, the school's first appearance in five seasons.

Richard became the head coach at Louisiana Tech prior to the 1998-99 season, guiding the Bulldogs for nine seasons. In his time at the helm of Louisiana Tech, Richard compiled a record of 150-117, the third-most wins in school history. In nine seasons, Richard had 11 players named all-conference, including three-time NCAA rebounding champion Paul Millsap, who went on to be drafted by the Utah Jazz. This season, Millsap will begin his fifth year with the Jazz.

During Richard's tenure at Louisiana Tech, the Bulldogs went on the road and won money games against the likes of Auburn, Baylor, Memphis (coached by John Calipari) and Texas Tech (coached by Bob Knight).

In his first season as head coach, Louisiana Tech won the Sun Belt regular season championship. Richard was named Sun Belt Conference Coach of the Year and two players, Lonnie Cooper and Craig Jackson, earned all-conference accolades.

The next year, Richard guided Louisiana Tech to a 21-win season, the school's first of three 20-plus win seasons under Richard. Gerrod Henderson and Jackson earned All-Sun Belt honors that year, with Henderson named the Sun Belt's Most Valuable Player.

In 2001-02, Louisiana Tech moved from the Sun Belt into the Western Athletic Conference, where Richard immediately turned the Bulldogs into a contender for the conference crown, posting a 22-10 overall record, 14-4 in conference play. Led by Henderson, who earned All-WAC honors, Richard's Bulldogs earned a berth in the NIT, where they defeated Louisiana-Lafayette and Vanderbilt before falling to Villanova.

Richard took the Bulldogs to the postseason again during the 2005-06 season as Louisiana Tech won 20 games and earned a trip to the NIT. That year, Millsap was named as an All-WAC performer for the third consecutive season while also leading the nation in rebounding for the third-straight season.

In nine years as the head coach at Louisiana Tech, Richard's teams posted a conference record of 90-60, going 32-14 in three seasons in Sun Belt and 58-46 in six years in the WAC. At ULM, Richard returns to the Sun Belt where he currently stands as the league's 10th winningest coach in conference games, with a .696 winning percentage.

Prior to returning to guide his alma mater, Richard spent the past two seasons as an assistant coach at LSU, where he helped the Tigers win the 2008-09 SEC regular season championship and reach the second round of the NCAA Tournament before losing to eventual national champion North Carolina.



### THE RICHARD FILE

**9-45 Record at ULM (second season)**  
**159-162 Career Record (11th season)**

#### COACHING HONORS

1999 Sun Belt Coach of the Year

Has been part of the coaching staff for seven NCAA Tournament and three NIT teams

#### COACHING CAREER

Season	School	Position	Record/Postseason
1984-85	ULM	Graduate Assistant	17-12
1985-86	ULM	Graduate Assistant	20-10/NCAA
1986-87	Marshall	Assistant Coach	25-6/NCAA
1987-88	Marshall	Assistant Coach	24-8/NIT
1988-89	Marshall	Assistant Coach	15-15
1989-90	ULM	Assistant Coach	22-8/NCAA
1990-91	ULM	Assistant Coach	25-8/NCAA
1991-92	ULM	Assistant Coach	19-10/NCAA
1992-93	ULM	Assistant Coach	26-5/NCAA
1993-94	ULM	Assistant Coach	19-9
1994-95	Louisiana Tech	Assistant Coach	14-13
1995-96	Louisiana Tech	Associate Head Coach	11-17
1996-97	Louisiana Tech	Associate Head Coach	15-14
1997-98	Louisiana Tech	Associate Head Coach	12-15
1998-99	Louisiana Tech	Head Coach	19-9
1999-00	Louisiana Tech	Head Coach	21-8
2000-01	Louisiana Tech	Head Coach	17-12
2001-02	Louisiana Tech	Head Coach	22-10/NIT
2002-03	Louisiana Tech	Head Coach	12-15
2003-04	Louisiana Tech	Head Coach	15-15
2004-05	Louisiana Tech	Head Coach	14-15
2005-06	Louisiana Tech	Head Coach	20-13/NIT
2006-07	Louisiana Tech	Head Coach	10-20
2008-09	LSU	Assistant Coach	27-8/NCAA
2009-10	LSU	Assistant Coach	11-20
2010-11	ULM	Head Coach	7-24
2011-12	ULM	Head Coach	2-21

#### PLAYING CAREER

Played for ULM from 1978-82; Coached by Lenny Fant, Benny Hollis & Mike Vining

1979 Atlantic Sun Tournament Champions, NIT

1980 Atlantic Sun Regular Season Champions

1982 Atlantic Sun Tournament Champions, NCAA

Two-time team captain ('81 & '82)

Led team in assists twice



**2011-12 ULM Men's Basketball**  
**ULM Combined Team Statistics (as of Feb 03, 2012)**  
**All games**

<b>RECORD:</b>	<b>OVERALL</b>	<b>HOME</b>	<b>AWAY</b>	<b>NEUTRAL</b>
ALL GAMES	2-21	0-11	2-10	0-0
CONFERENCE	1-9	0-6	1-3	0-0
NON-CONFERENCE	1-12	0-5	1-7	0-0

#	Player	gp-gs	min	avg	Total		3-Point		F-Throw		Rebounds											
					fg-fga	fg%	3fg-fga	3fg%	ft-fa	ft%	off	def	tot	avg	pf	dq	a	to	blk	stl	pts	avg
55	Brown, Fred	23-19	665	28.9	95-256	.371	35-103	.340	51-59	.864	18	45	63	2.7	37	2	54	59	1	30	276	12.0
11	Winborne, Charles	22-17	592	26.9	88-194	.454	43-101	.426	23-32	.719	8	40	48	2.2	24	0	34	31	1	10	242	11.0
15	McClellan, Steven	16-14	407	25.4	52-109	.477	1-1	1.000	31-46	.674	44	62	106	6.6	61	6	13	27	9	14	136	8.5
24	Mingo, Hugh	23-16	543	23.6	71-198	.359	13-56	.232	26-47	.553	25	77	102	4.4	53	1	28	46	10	12	181	7.9
10	Mackey, Trent	23-10	525	22.8	51-118	.432	36-81	.444	6-8	.750	5	34	39	1.7	43	1	28	30	1	8	144	6.3
03	Hansberry, Marcelis	22-6	367	16.7	37-103	.359	3-24	.125	20-32	.625	9	33	42	1.9	20	0	28	22	1	9	97	4.4
41	Ribeiro, Fabio	20-7	314	15.7	28-76	.368	0-0	.000	13-26	.500	23	51	74	3.7	30	0	5	23	4	7	69	3.5
04	McCray, R.J.	22-6	393	17.9	29-58	.500	2-8	.250	12-20	.600	4	34	38	1.7	20	0	27	23	5	18	72	3.3
05	Bibi Ndongo, C.	21-13	416	19.8	22-61	.361	2-7	.286	18-31	.581	26	43	69	3.3	49	2	11	15	16	7	64	3.0
35	Lindsey, Trey	22-7	381	17.3	23-58	.397	8-24	.333	13-18	.722	8	32	40	1.8	61	4	27	17	0	7	67	3.0
23	Smith, Reginald	3-0	9	3.0	1-2	.500	0-0	.000	1-2	.500	0	0	0	0.0	0	0	0	0	0	0	3	1.0
33	Martin, D'Andre	4-0	13	3.3	0-4	.000	0-0	.000	0-1	.000	0	0	0	0.0	1	0	0	3	0	1	0	0.0
	Team										46	44	90		1		5					
	Total.....	23	4625		497-1237	.402	143-405	.353	214-322	.665	216	495	711	30.9	400	16	255	301	48	123	1351	58.7
	Opponents.....	23	4625		556-1229	.452	176-465	.378	316-446	.709	232	569	801	34.8	328	-	336	257	96	141	1604	69.7

TEAM STATISTICS	ULM	OPP	Date	Opponent	Score	Att.
SCORING	1351	1604	11/11/11	at Ole Miss	L 38-60	5729
Points per game	58.7	69.7	11/14/11	INDIANA STATE	L 59-71	1236
Scoring margin	-11.0	-	11/16/11	at Tennessee	L 62-85	14751
FIELD GOALS-ATT	497-1237	556-1229	11/19/11	at Southeastern La.	L 60-63	877
Field goal pct	.402	.452	11/21/11	at Mississippi State	L 63-78	7547
3 POINT FG-ATT	143-405	176-465	11/26/11	HARDING	L 68-71	883
3-point FG pct	.353	.378	11/28/11	at Nicholls State	W 86-65	574
3-pt FG made per game	6.2	7.7	12/03/11	LOUISIANA TECH	L 71-73	2013
FREE THROWS-ATT	214-322	316-446	12/10/11	at Texas A&M	L 54-67	6875
Free throw pct	.665	.709	12/12/11	NICHOLLS STATE	L 70-82	1164
F-Throws made per game	9.3	13.7	12/15/11	NORTHWESTERN STATE	L 63-76	1278
REBOUNDS	711	801	12/19/11	at UNLV	L 63-81	11515
Rebounds per game	30.9	34.8	12/21/11	at Indiana State	L 35-50	5167
Rebounding margin	-3.9	-	* 12/29/11	WKU	Lot 71-76	1319
ASSISTS	255	336	* 12/31/11	ARKANSAS STATE	L 63-65	1061
Assists per game	11.1	14.6	* 01/05/12	at FAU	L 30-58	1672
TURNOVERS	301	257	* 01/07/12	at FIU	W 54-50	874
Turnovers per game	13.1	11.2	* 01/12/12	UALR	L 51-72	1337
Turnover margin	-1.9	-	* 01/14/12	NORTH TEXAS	L 55-68	1166
Assist/turnover ratio	0.8	1.3	* 01/19/12	DENVER	L 48-63	1640
STEALS	123	141	* 01/21/12	at Troy	L 63-91	2388
Steals per game	5.3	6.1	* 01/28/12	UL-LAFAYETTE	L 60-67	2419
BLOCKS	48	96	* 2/2/12	at Arkansas State	L 64-72	2933
Blocks per game	2.1	4.2				
ATTENDANCE	15516	60902				
Home games-Avg/Game	11-1411	12-5075				
Neutral site-Avg/Game	-	0-0				

\* - Conference game

Score by Periods	1st	2nd	OT	Totals
ULM	580	764	7	1351
Opponents	771	821	12	1604



**2011-12 ULM Men's Basketball**  
**ULM Combined Team Statistics (as of Feb 03, 2012)**  
**Conference games**

<b>RECORD:</b>	<b>OVERALL</b>	<b>HOME</b>	<b>AWAY</b>	<b>NEUTRAL</b>
ALL GAMES	1-9	0-6	1-3	0-0
CONFERENCE	1-9	0-6	1-3	0-0
NON-CONFERENCE	0-0	0-0	0-0	0-0

#	Player	gp-gs	min	avg	Total		3-Point		F-Throw		Rebounds											
					fg-fga	fg%	3fg-fga	3fg%	ft-fa	ft%	off	def	tot	avg	pf	dq	a	to	blk	stl	pts	avg
11	Winborne, Charles	9-6	256	28.4	37-87	.425	21-51	.412	4-6	.667	3	16	19	2.1	9	0	6	13	0	5	99	11.0
55	Brown, Fred	10-9	298	29.8	37-107	.346	12-41	.293	21-24	.875	9	23	32	3.2	15	1	21	26	1	12	107	10.7
15	McClellan, Steven	10-10	273	27.3	30-68	.441	1-1	1.000	24-36	.667	28	36	64	6.4	35	2	11	14	5	9	85	8.5
24	Mingo, Hugh	10-9	269	26.9	30-97	.309	5-27	.185	16-27	.593	12	38	50	5.0	23	0	12	29	5	9	81	8.1
10	Mackey, Trent	10-2	213	21.3	17-41	.415	14-29	.483	1-2	.500	1	14	15	1.5	16	0	13	12	0	5	49	4.9
04	McCray, R.J.	10-5	190	19.0	15-30	.500	1-3	.333	7-11	.636	1	14	15	1.5	11	0	12	9	3	12	38	3.8
41	Ribeiro, Fabio	7-0	89	12.7	8-22	.364	0-0	.000	6-15	.400	8	12	20	2.9	9	0	1	3	1	3	22	3.1
03	Hansberry, Marcelis	9-1	117	13.0	11-31	.355	1-6	.167	5-9	.556	3	11	14	1.6	4	0	8	10	0	1	28	3.1
35	Lindsey, Trey	9-1	114	12.7	9-22	.409	3-8	.375	4-7	.571	1	7	8	0.9	15	0	11	6	0	0	25	2.8
05	Bibi Ndongo, C.	10-7	206	20.6	10-32	.313	1-4	.250	4-8	.500	13	23	36	3.6	23	2	7	11	5	2	25	2.5
	Team										21	17	38									
	Total.....	10	2025		204-537	.380	59-170	.347	92-145	.634	100	211	311	31.1	160	5	102	133	20	58	559	55.9
	Opponents.....	10	2025		243-548	.443	66-182	.363	130-186	.699	112	255	367	36.7	148	-	140	112	39	57	682	68.2

TEAM STATISTICS	ULM	OPP	Date	Opponent	Score	Att.
SCORING	559	682	* 12/29/11	WKU	Lot 71-76	1319
Points per game	55.9	68.2	* 12/31/11	ARKANSAS STATE	L 63-65	1061
Scoring margin	-12.3	-	* 01/05/12	at FAU	L 30-58	1672
FIELD GOALS-ATT	204-537	243-548	* 01/07/12	at FIU	w 54-50	874
Field goal pct	.380	.443	* 01/12/12	UALR	L 51-72	1337
3 POINT FG-ATT	59-170	66-182	* 01/14/12	NORTH TEXAS	L 55-68	1166
3-point FG pct	.347	.363	* 01/19/12	DENVER	L 48-63	1640
3-pt FG made per game	5.9	6.6	* 01/21/12	at Troy	L 63-91	2388
FREE THROWS-ATT	92-145	130-186	* 01/28/12	UL-LAFAYETTE	L 60-67	2419
Free throw pct	.634	.699	* 2/2/12	at Arkansas State	L 64-72	2933
F-Throws made per game	9.2	13.0	* - Conference game			
REBOUNDS	311	367				
Rebounds per game	31.1	36.7				
Rebounding margin	-5.6	-				
ASSISTS	102	140				
Assists per game	10.2	14.0				
TURNOVERS	133	112				
Turnovers per game	13.3	11.2				
Turnover margin	-2.1	-				
Assist/turnover ratio	0.8	1.3				
STEALS	58	57				
Steals per game	5.8	5.7				
BLOCKS	20	39				
Blocks per game	2.0	3.9				
ATTENDANCE	8942	7867				
Home games-Avg/Game	6-1490	4-1967				
Neutral site-Avg/Game	-	0-0				

Score by Periods	1st	2nd	OT	Totals
ULM	239	313	7	559
Opponents	316	354	12	682





## INSIDE THE NUMBERS

## ULM BASKETBALL STATISTICAL BREAKDOWN

TEAM	GAMES	FG-FGA	PCT.	3F-3PA	PCT.	FT-FTA	PCT.	O-D	TOT	AVG.	FOUL	DQ	AST	AVG	TO	BLK	STL	PTS	AVG
OVERALL (2-21)	23	497-1237	.402	143-405	.353	214-322	.665	216-495	711	30.9	400	16	255	11.1	301	48	123	1351	58.7
HOME (0-11)	11	245-606	.404	73-193	.378	116-167	.695	106-239	345	31.4	206	11	129	11.7	156	28	59	679	61.7
AWAY (2-10)	12	252-631	.399	70-212	.330	98-155	.632	110-256	366	30.5	194	5	126	10.5	145	20	64	672	56.0
NEUTRAL																			
NON-CONF (1-12)	13	293-700	.419	84-235	.357	122-177	.689	116-284	400	30.8	240	11	153	11.8	168	28	65	792	60.9
CONFERENCE (1-9)	10	204-537	.380	59-170	.347	92-145	.634	100-211	311	31.1	160	5	102	10.2	133	20	58	559	55.9

## INSIDE THE NUMBERS

RECORD BY VENUE	2011-12 Overall	2011-12 Sun Belt	2010-11 Overall	2010-11 Sun Belt
Overall	2-21	1-9	7-24	2-14
Home (Fant-Ewing Coliseum)	0-11	0-6	4-9	0-8
Away	2-10	1-3	2-13	2-6
Neutral			1-2	0-0

RECORD BY HALFTIME	2011-12 Overall	2011-12 Sun Belt	2010-11 Overall	2010-11 Sun Belt
When ULM leads at halftime	2-1	1-1	5-3	0-2
When ULM trails at halftime	0-19	0-8	1-21	1-12
When ULM is tied at halftime	0-1		1-0	1-0

RECORD BY SCORING OFFENSE	2011-12 Overall	2011-12 Sun Belt	2010-11 Overall	2010-11 Sun Belt
When ULM scores 100+ points			0-0	0-0
When ULM scores 90-99 points			0-0	0-0
When ULM scores 80-89 points	1-0		2-0	1-0
When ULM scores 70-79 points	0-3	0-1	2-2	0-2
When ULM scores 60-69 points	0-10	0-4	2-8	1-5
When ULM scores 50-59 points	1-4	1-2	1-9	0-5
When ULM scores 40-49 points	0-1	0-1	0-3	0-1
When ULM scores 30-39 points	0-3	0-1	0-2	0-1

RECORD BY SCORING DEFENSE	2011-12 Overall	2011-12 Sun Belt	2010-11 Overall	2010-11 Sun Belt
When opponent scores 100+ points			0-0	0-0
When opponent scores 90-99 points	0-1	0-1	0-0	0-0
When opponent scores 80-89 points	0-3		0-5	0-4
When opponent scores 70-79 points	0-8	0-3	2-5	1-3
When opponent scores 60-69 points	1-7	0-4	2-13	1-7
When opponent scores 50-59 points	1-2	1-1	2-1	0-0
When opponent scores 40-49 points			1-0	0-0

OVERTIME RECORD	2011-12 Overall	2011-12 Sun Belt	2010-11 Overall	2010-11 Sun Belt
Overtime	0-1	0-1	0-0	0-0
Double Overtime			0-0	0-0
Triple Overtime			0-0	0-0

RECORD BY MONTH	2011-12 Overall	2011-12 Sun Belt	2010-11 Overall	2010-11 Sun Belt
November	1-6		2-5	0-0
December	0-8	0-2	2-5	0-1
January	1-6	1-6	2-7	1-7
February	0-1	0-1	1-6	1-6
March			0-1	0-0

## INSIDE THE NUMBERS

FIELD GOAL PERCENTAGE	2011-12	2010-11
When ULM leads in FG%, ULM is	2-2	4-1
When opponent leads in FG%, ULM is	0-19	3-22
When game ends tied in FG%, ULM is		0-0

3-POINT FIELD GOAL PERCENTAGE	2011-12	2010-11
When ULM leads in 3FG%, ULM is	2-10	4-7
When opponent leads in 3FG%, ULM is	0-11	3-16
When game ends tied in 3FG%, ULM is		0-0

FREE THROW PERCENTAGE	2011-12	2010-11
When ULM leads in FT%, ULM is	0-10	6-6
When opponent leads in FT%, ULM is	2-11	1-16
When game ends tied in FT%, ULM is		0-1

REBOUNDING	2011-12	2010-11
When ULM leads in rebounds, ULM is	1-5	3-9
When opponent leads in rebounds, ULM is	1-14	5-8
When game ends tied in rebounds, ULM is	0-2	2-1

ASSISTS	2011-12	2010-11
When ULM leads in assists, ULM is	2-3	4-1
When opponent leads in assists, ULM is	0-18	2-20
When game ends tied in assists, ULM is		1-2

BLOCKS	2011-12	2010-11
When ULM leads in blocks, ULM is	1-3	3-6
When opponent leads in blocks, ULM is	1-16	3-13
When game ends tied in blocks, ULM is	0-2	1-4

STEALS	2011-12	2010-11
When ULM leads in steals, ULM is	1-7	4-8
When opponent leads in steals, ULM is	0-12	1-12
When game ends tied in steals, ULM is	1-2	2-3

TURNOVERS	2011-12	2010-11
When ULM has more turnovers, ULM is	1-15	2-16
When opponent has more turnovers, ULM is	1-5	5-4
When game ends tied in turnovers, ULM is	0-1	0-3

FOULS	2011-12	2010-11
When ULM has more fouls, ULM is	1-15	4-16
When opponent has more fouls, ULM is	0-2	3-6
When game ends tied in fouls, ULM is	1-4	0-1



## WARHAWK STARTING LINE-UPS

Date	Opponent	W/L	Score	Starter	Total	Starter	Total	Starter	Total	Starter	Total	Starter	Total
N11	at Ole Miss	L	38-60	Bibi Ndongo	4	Ribeiro	5	Winborne	6	Mingo	2	Brown	7
N14	INDIANA STATE	L	59-71	Lindsey	3	Ribeiro	6	Mackey	8	Mingo	6	Brown	15
N16	at Tennessee	L	62-85	Lindsey	4	Ribeiro	8	Mackey	6	Winborne	6	Brown	18
N19	at Southeastern Louisiana	L	60-63	Bibi Ndongo	5	McCray	5	Mackey	2	Mingo	2	Brown	16
N21	at Mississippi State	L	63-78	Hansberry	13	Ribeiro	2	Mackey	5	Winborne	9	Brown	21
N26	HARDING	L	68-71	Hansberry	6	Ribeiro	4	Mingo	0	Winborne	18	Brown	17
N28	at Nicholls State	W	86-65	Hansberry	9	Bibi Ndongo	4	Mackey	12	Winborne	19	Lindsey	2
D3	LOUISIANA TECH	L	71-73	Hansberry	6	Ribeiro	2	Mackey	9	Winborne	15	Lindsey	4
D10	at Texas A&M	L	54-67	Bibi Ndongo	4	McClellan	4	Mingo	21	Winborne	4	Brown	7
D12	NICHOLLS STATE	L	70-82	Bibi Ndongo	0	McClellan	7	Mingo	11	Winborne	20	Brown	5
D15	NORTHWESTERN STATE	L	63-76	Bibi Ndongo	5	Ribeiro	0	Mingo	2	Winborne	13	Brown	14
D19	at UNLV	L	63-81	Lindsey	3	McClellan	16	Mackey	13	Winborne	4	Brown	12
D21	at Indiana State	L	35-50	Lindsey	0	McClellan	8	Mackey	6	Winborne	2	Hansberry	4
D29	WESTERN KENTUCKY*	L	71-76 OT	Bibi Ndongo	3	McClellan	15	Mingo	23	McCray	7	Brown	13
D31	ARKANSAS STATE*	L	63-65	Bibi Ndongo	6	McClellan	9	Mingo	10	McCray	5	Brown	20
J5	at Florida Atlantic*	L	30-58	Bibi Ndongo	0	McClellan	1	Mingo	12	McCray	0	Brown	6
J7	at FIU*	W	54-50	Mackey	9	McClellan	10	Mingo	9	Winborne	10	Brown	16
J12	UALR*	L	51-72	Mackey	0	McClellan	15	Mingo	5	Winborne	10	Brown	11
J14	NORTH TEXAS*	L	55-68	Bibi Ndongo	5	McClellan	7	Mingo	3	Winborne	15	Brown	4
J19	DENVER*	L	48-63	Bibi Ndongo	0	McClellan	9	Mingo	0	Winborne	18	Brown	2
J21	at Troy*	L	63-91	Lindsey	8	McClellan	14	McCray	8	Winborne	11	Hansberry	3
J28	UL-LAFAYETTE*	L	60-67	Bibi Ndongo	0	McClellan	0	McCray	0	Mingo	3	Brown	24
F2	at Arkansas State*	L	64-72	Bibi Ndongo	0	McClellan	5	Winborne	0	Mingo	8	Brown	5
F4	at UALR*												
F11	SOUTH ALABAMA*												
F16	at North Texas*												
F18	at Denver*												
F23	MIDDLE TENNESSEE*												
F25	at UL-Lafayette*												

## STARTERS VS. BENCH

Date	Opponent	W/L	Score	Starter Points			Bench Points		
				ULM	Opp.	Diff.	ULM	Opp.	Diff.
N11	at Ole Miss	L	38-60	24	52	-28	14	8	6
N14	INDIANA STATE	L	59-71	38	56	-18	21	15	6
N16	at Tennessee	L	62-85	42	52	-10	20	33	-13
N19	at Southeastern Louisiana	L	60-63	30	62	-32	30	1	29
N21	at Mississippi State	L	63-78	50	70	-20	13	8	5
N26	HARDING	L	68-71	45	43	2	23	28	-5
N28	at Nicholls State	W	86-65	46	43	3	40	22	18
D3	LOUISIANA TECH	L	71-73	36	35	1	35	38	-3
D10	at Texas A&M	L	54-67	40	58	-18	14	9	5
D12	NICHOLLS STATE	L	70-82	43	59	-16	27	23	4
D15	NORTHWESTERN STATE	L	63-76	34	42	-8	29	34	-5
D19	at UNLV	L	63-81	48	49	-1	15	32	-17
D21	at Indiana State	L	35-50	20	38	-18	15	12	3
D29	WESTERN KENTUCKY*	L	71-76 OT	61	53	8	10	23	-13
D31	ARKANSAS STATE*	L	63-65	50	63	-13	13	2	11
J5	at Florida Atlantic*	L	30-58	19	33	-14	11	25	-14
J7	at FIU*	W	54-50	54	45	9	0	5	-5
J12	UALR*	L	51-72	41	56	-15	10	16	-6
J14	NORTH TEXAS*	L	55-68	34	58	-24	21	10	11
J19	DENVER*	L	48-63	29	43	-14	19	20	-1
J21	at Troy*	L	63-91	44	63	-19	19	28	-9
J28	UL-LAFAYETTE*	L	60-67	27	43	-16	33	22	11
F2	at Arkansas State*	L	64-72	18	49	-31	46	23	23
F4	at UALR*								
F11	SOUTH ALABAMA*								
F16	at North Texas*								
F18	at Denver*								
F23	MIDDLE TENNESSEE*								
F25	at UL-Lafayette*								
<b>TOTALS</b>				<b>873</b>	<b>1,165</b>	<b>-292</b>	<b>478</b>	<b>437</b>	<b>41</b>
<b>AVERAGES</b>				<b>37.9</b>	<b>50.7</b>	<b>-12.8</b>	<b>20.8</b>	<b>19.0</b>	<b>1.8</b>



## 2011-12 RESULTS

DATE	OPPONENT	RESULT	ATTENDANCE	TOP SCORER	REBOUNDS	ASSISTS	STEALS	BLOCKS
Nov. 11	at Ole Miss	L, 38-60	5,729	Brown (7)	Ribeiro (6)	Hansberry (4)	Four Players (1)	Two Players (1)
Nov. 14	INDIANA STATE	L, 59-71	1,236	Brown (15)	Brown (7)	Brown (5)	Bibi Ndongo (1)	Bibi Ndongo (2)
Nov. 16	at Tennessee	L, 62-85	14,751	Brown (18)	Ribeiro, Mingo (7)	Winborne (5)	Brown (2)	McCray (2)
Nov. 19	at Southeastern Louisiana	L, 60-63	877	Brown (16)	Hansberry (5)	Brown (6)	Brown (3)	Bibi Ndongo (1)
Nov. 21	at Mississippi State	L, 63-78	4,892	Brown (21)	Ribeiro, Mingo (5)	Mackey, McCray (3)	Brown, McCray (2)	Ribeiro (1)
Nov. 26	HARDING	L, 68-71	883	Winborne (18)	Bibi Ndongo (5)	Hansberry (5)	Hansberry (2)	Bibi Ndongo (4)
Nov. 28	at Nicholls State	W, 86-65	574	Winborne (19)	Ribeiro, Winborne (7)	McCray (4)	Three Players (1)	Bibi Ndongo (1)
Dec. 3	LOUISIANA TECH	L, 71-73	2,013	Brown (17)	Ribeiro (8)	Winborne (5)	Brown, Hansberry (1)	Two Players (1)
Dec. 10	at Texas A&M	L, 54-67	6,875	Mingo (21)	Mingo (9)	Mingo (5)	McClellan (3)	Ribeiro (1)
Dec. 12	NICHOLLS STATE	L, 70-82	1,164	Winborne (20)	McClellan (11)	Lindsey (4)	Mackey, Lindsey (1)	Two Players (1)
Dec. 15	NORTHWESTERN STATE	L, 63-76	1,278	Brown (14)	McClellan (9)	Brown (4)	Lindsey (2)	Three Players (1)
Dec. 19	at UNLV	L, 63-81	11,515	McClellan (16)	McClellan (7)	Brown (6)	Brown (4)	None
Dec. 21	at Indiana State	L, 35-50	5,167	McClellan (8)	McClellan, McCray (6)	Mingo (3)	McCray (2)	Bibi Ndongo (2)
Dec. 29	WESTERN KENTUCKY*	L, 71-76 OT	1,319	Mingo (23)	McClellan (8)	Brown (5)	McCray (4)	Three Players (1)
Dec. 31	ARKANSAS STATE*	L, 63-65	1,061	Brown (20)	McClellan (8)	Four Players (2)	Brown (2)	Two Players (1)
Jan. 5	at Florida Atlantic*	L, 30-58	1,672	Mingo (12)	Brown (6)	Winborne (2)	Ribeiro (1)	Bibi Ndongo (1)
Jan. 7	at FIU*	W, 54-50	874	Brown (16)	Mingo (12)	Mackey (7)	Mingo (4)	Mingo (2)
Jan. 12	UALR*	L, 51-72	1,337	McClellan (15)	McClellan, Brown (7)	Mingo, McCray (3)	Winborne, Brown (2)	Mingo (2)
Jan. 14	NORTH TEXAS*	L, 55-68	1,166	Winborne (15)	McClellan (13)	Lindsey (2)	McCray, Brown (2)	Two Players (1)
Jan. 19	DENVER*	L, 48-63	1,640	Winborne (18)	Winborne (5)	Three Players (2)	Three Players (1)	McCray (1)
Jan. 21	at Troy*	L, 63-91	2,388	McClellan (14)	McCray (8)	McCray (5)	McCray (3)	None
Jan. 28	UL-LAFAYETTE*	L, 60-67	2,419	Brown (24)	Brown, Bibi Ndongo (5)	Brown (6)	Brown (3)	Bibi Ndongo (2)
Feb. 2	at Arkansas State*	L, 64-72	2,933	Hansberry (15)	Mingo (11)	Lindsey (3)	McCray, Mackey (2)	Two Players (1)
Feb. 4	at UALR*							
Feb. 11	SOUTH ALABAMA*							
Feb. 16	at North Texas*							
Feb. 18	at Denver*							
Feb. 23	MIDDLE TENNESSEE*							
Feb. 25	at UL-Lafayette*							

\* denotes Sun Belt Conference game

RECORD	OVERALL	HOME	AWAY	NEUTRAL
All Games	2-21	0-11	2-10	0-0
Sun Belt Games	1-9	0-6	1-3	0-0
Non-Conference Games	1-12	0-5	1-7	0-0



## POINTS, REBOUNDS, ASSISTS

DATE	OPPONENT	RESULT	3 • HANSBERRY	4 • MCCRAY	5 • BIBI NDONGO	10 • MACKEY	11 • WINBORNE	15 • MCCLELLAN
Nov. 11	at Ole Miss	L, 38-60	0-1-4	6-4-0	4-5-0	5-5-2	6-2-3	DNP
Nov. 14	INDIANA STATE	L, 59-71	5-0-0	4-3-0	0-2-1	8-2-0	12-0-1	DNP
Nov. 16	at Tennessee	L, 62-85	4-2-2	5-0-1	DNP	6-1-1	6-2-5	DNP
Nov. 19	at Southeastern Louisiana	L, 60-63	11-5-2	5-0-1	5-2-0	2-0-0	15-3-3	DNP
Nov. 21	at Mississippi State	L, 63-78	13-2-0	2-2-3	DNP	5-3-3	9-4-0	DNP
Nov. 26	HARDING	L, 68-71	6-3-5	2-0-0	5-5-1	13-1-3	18-0-4	DNP
Nov. 28	at Nicholls State	W, 86-65	9-3-1	2-0-4	4-2-0	12-0-0	19-7-2	DNP
Dec. 3	LOUISIANA TECH	L, 71-73	6-3-2	0-0-0	10-5-0	9-1-4	15-3-5	6-7-0
Dec. 10	at Texas A&M	L, 54-67	2-2-1	0-1-0	4-3-0	0-0-0	4-1-3	4-2-0
Dec. 12	NICHOLLS STATE	L, 70-82	6-4-3	6-3-2	0-0-0	8-3-1	20-3-2	7-11-0
Dec. 15	NORTHWESTERN STATE	L, 63-76	3-0-0	0-4-2	5-4-2	8-2-0	13-2-0	10-9-2
Dec. 19	at UNLV	L, 63-81	0-1-0	DNP	0-1-0	13-3-1	4-2-0	16-7-0
Dec. 21	at Indiana State	L, 35-50	4-2-0	2-6-2	2-4-0	6-3-0	2-0-0	8-6-0
Dec. 29	WESTERN KENTUCKY*	L, 71-76 OT	0-0-0	7-2-0	3-4-2	6-1-1	DNP	15-8-0
Dec. 31	ARKANSAS STATE*	L, 63-65	2-0-1	5-0-1	6-4-2	0-1-0	11-5-0	9-8-2
Jan. 5	at Florida Atlantic*	L, 30-58	0-2-0	0-1-0	0-2-0	5-2-0	6-1-2	1-5-0
Jan. 7	at FIU*	W, 54-50	0-1-0	0-0-0	0-1-0	9-3-7	10-3-0	10-9-2
Jan. 12	UALR*	L, 51-72	0-0-1	0-1-3	10-6-1	0-1-2	10-0-2	15-7-2
Jan. 14	NORTH TEXAS*	L, 55-68	8-6-1	4-1-0	5-3-0	0-3-1	15-1-0	7-13-1
Jan. 19	DENVER*	L, 48-63	0-2-2	6-0-0	0-2-0	8-1-1	18-5-1	9-4-1
Jan. 21	at Troy*	L, 63-91	3-1-2	8-8-5	1-7-0	4-0-1	11-3-0	14-6-1
Jan. 28	UL-LAFAYETTE*	L, 60-67	DNP	0-0-1	0-5-2	12-3-0	18-0-1	0-1-1
Feb. 2	at Arkansas State*	L, 64-72	15-2-1	8-2-2	0-2-0	5-0-0	0-1-0	5-3-1
Feb. 4	at UALR*							
Feb. 11	SOUTH ALABAMA*							
Feb. 16	at North Texas*							
Feb. 18	at Denver*							
Feb. 23	MIDDLE TENNESSEE*							
Feb. 25	at UL-Lafayette*							

DATE	OPPONENT	RESULT	23 • SMITH	24 • MINGO	33 • MARTIN	35 • LINDSEY	41 • RIBEIRO	55 • BROWN
Nov. 11	at Ole Miss	L, 38-60	DNP	2-0-0	DNP	3-4-0	5-6-1	7-1-1
Nov. 14	INDIANA STATE	L, 59-71	DNP	6-5-0	DNP	3-6-2	6-4-1	15-7-5
Nov. 16	at Tennessee	L, 62-85	0-0-0	11-7-4	0-0-0	4-4-0	8-7-0	18-1-2
Nov. 19	at Southeastern Louisiana	L, 60-63	DNP	2-1-0	DNP	2-4-0	2-3-0	16-3-6
Nov. 21	at Mississippi State	L, 63-78	0-0-0	9-5-1	DNP	2-1-2	2-5-0	21-2-2
Nov. 26	HARDING	L, 68-71	DNP	0-1-0	0-0-0	3-2-1	4-4-0	17-1-1
Nov. 28	at Nicholls State	W, 86-65	DNP	13-4-1	DNP	2-3-3	10-7-1	15-3-3
Dec. 3	LOUISIANA TECH	L, 71-73	DNP	2-6-2	DNP	4-0-0	2-8-0	17-5-2
Dec. 10	at Texas A&M	L, 54-67	DNP	21-9-5	DNP	6-0-0	6-7-1	7-0-1
Dec. 12	NICHOLLS STATE	L, 70-82	DNP	11-7-0	DNP	5-2-4	2-2-0	5-3-0
Dec. 15	NORTHWESTERN STATE	L, 63-76	3-0-0	2-2-0	0-0-0	5-2-1	0-1-0	14-0-4
Dec. 19	at UNLV	L, 63-81	DNP	15-3-0	DNP	3-3-3	0-0-0	12-3-6
Dec. 21	at Indiana State	L, 35-50	DNP	6-2-3	DNP	0-1-0	0-0-0	5-2-0
Dec. 29	WESTERN KENTUCKY*	L, 71-76 OT	DNP	23-4-2	DNP	2-1-1	2-2-0	13-4-5
Dec. 31	ARKANSAS STATE*	L, 63-65	DNP	10-4-2	DNP	0-0-0	0-1-0	20-1-2
Jan. 5	at Florida Atlantic*	L, 30-58	DNP	12-3-1	DNP	0-0-0	0-3-0	6-6-1
Jan. 7	at FIU*	W, 54-50	DNP	9-12-2	DNP	0-0-0	DNP	16-3-2
Jan. 12	UALR*	L, 51-72	DNP	5-4-3	DNP	DNP	DNP	11-7-2
Jan. 14	NORTH TEXAS*	L, 55-68	DNP	3-3-0	DNP	7-2-2	2-5-1	4-4-1
Jan. 19	DENVER*	L, 48-63	DNP	0-3-1	DNP	3-3-2	2-0-0	2-1-2
Jan. 21	at Troy*	L, 63-91	DNP	8-3-0	DNP	8-0-3	DNP	6-0-0
Jan. 28	UL-LAFAYETTE*	L, 60-67	DNP	3-3-1	DNP	0-0-0	3-3-0	24-5-6
Feb. 2	at Arkansas State*	L, 64-72	DNP	8-11-0	DNP	5-2-3	13-6-0	5-1-0
Feb. 4	at UALR*							
Feb. 11	SOUTH ALABAMA*							
Feb. 16	at North Texas*							
Feb. 18	at Denver*							
Feb. 23	MIDDLE TENNESSEE*							
Feb. 25	at UL-Lafayette*							



## GAME-BY-GAME TEAM STATISTICS

DATE	GAME	W/L	SCORE	FG-FGA	PCT.	3F-3PA	PCT.	FT-FTA	PCT.	O-D	TOT	F/EJ	A	TO	BLK	STL	1ST	2ND	OT	OT	TP
N11	ULM	L	38	14-49	.286	3-15	.200	7-18	.389	6-28	34	20/0	11	18	2	4	11	27	-	-	38
	at Ole Miss		60	19-57	.333	5-26	.192	17-27	.630	13-35	48	16/0	8	15	8	8	33	27	-	-	60
N14	ULM	L	59	21-57	.368	9-19	.474	8-10	.800	8-25	33	13/1	10	11	3	1	26	33	-	-	59
	Indiana State		71	27-60	.450	8-20	.400	9-11	.818	9-27	36	11/0	14	5	8	6	34	37	-	-	71
N16	ULM	L	62	24-56	.429	8-19	.421	6-8	.750	3-24	27	19/1	15	11	4	6	33	29	-	-	62
	at Tennessee		85	30-67	.448	11-29	.379	14-20	.700	17-29	46	11/0	20	11	5	7	33	52	-	-	85
N19	ULM	L	60	25-56	.446	5-19	.263	5-7	.714	6-18	24	15/0	12	9	1	8	27	33	-	-	60
	at Southeastern La.		63	22-44	.500	8-15	.533	11-18	.611	8-27	35	8/0	13	16	5	2	39	24	-	-	63
N21	ULM	L	63	25-51	.490	6-16	.375	7-9	.778	5-21	26	9/0	11	14	1	6	26	37	-	-	63
	at Mississippi State		78	31-61	.500	10-27	.370	6-8	.750	10-22	32	9/0	20	8	3	8	31	47	-	-	78
N26	ULM	L	68	26-57	.456	11-24	.458	5-6	.833	3-17	20	19/0	15	10	4	8	24	44	-	-	68
	Harding		71	23-46	.500	9-19	.474	16-19	.842	6-27	33	7/0	16	18	3	2	40	31	-	-	71
N28	ULM	W	86	31-50	.620	12-21	.571	12-19	.632	10-23	33	20/0	15	8	1	3	36	50	-	-	86
	at Nicholls State		65	21-44	.477	9-22	.409	14-18	.778	2-15	17	16/1	12	6	0	3	34	31	-	-	65
D3	ULM	L	71	23-57	.404	6-17	.353	19-23	.826	14-26	40	21/2	15	17	2	2	29	42	-	-	71
	Louisiana Tech		73	26-61	.426	8-24	.333	13-18	.722	11-19	30	23/1	14	10	4	8	32	41	-	-	73
D10	ULM	L	54	22-59	.373	5-24	.208	5-5	1.000	12-17	29	20/1	11	11	1	6	27	27	-	-	54
	at Texas A&M		67	22-48	.458	5-13	.385	18-23	.783	11-25	36	13/0	15	12	1	8	38	29	-	-	67
D12	ULM	L	70	25-65	.385	8-22	.364	12-21	.571	17-25	42	23/1	12	13	2	2	25	45	-	-	70
	Nicholls State		82	27-54	.500	5-17	.294	23-32	.719	9-26	35	19/0	17	8	3	6	37	45	-	-	82
D15	ULM	L	63	20-47	.426	2-9	.222	21-29	.724	9-22	31	24/3	11	15	3	8	35	28	-	-	63
	Northwestern State		76	23-50	.460	13-28	.464	17-27	.630	7-22	29	22/0	15	13	6	12	45	31	-	-	76
D19	ULM	L	63	23-51	.451	6-16	.375	11-14	.786	15-17	32	18/1	10	19	0	7	27	36	-	-	63
	at UNLV		81	25-43	.581	14-23	.609	17-25	.680	7-15	22	14/0	20	12	7	11	37	44	-	-	81
D21	ULM	L	35	14-45	.311	3-14	.214	4-8	.500	8-21	29	19/1	5	12	4	4	15	20	-	-	35
	at Indiana State		50	17-46	.370	5-20	.250	11-14	.786	10-25	35	11/0	12	11	4	3	22	28	-	-	50
D29	ULM	L	71	26-56	.464	5-16	.313	14-19	.737	12-18	30	23/3	11	16	3	9	29	35	7	-	71
	Western Kentucky*		76	22-53	.415	4-13	.308	28-39	.718	18-21	39	21/0	14	15	2	7	34	30	12	-	76
D31	ULM	L	63	25-50	.500	8-17	.471	5-7	.714	6-20	26	19/1	10	13	2	6	31	32	-	-	63
	Arkansas State*		65	22-46	.478	2-7	.286	19-24	.792	8-18	26	13/0	11	9	1	5	22	43	-	-	65
J5	ULM	L	30	8-41	.195	3-13	.231	11-14	.786	10-20	30	11/0	4	13	1	1	7	23	-	-	30
	at Florida Atlantic*		58	23-55	.418	8-20	.400	4-6	.667	12-26	38	15/0	13	8	5	5	23	35	-	-	58
J7	ULM	W	54	18-52	.346	9-23	.391	9-16	.563	14-26	40	15/0	13	12	3	6	31	23	-	-	54
	at FIU*		50	19-58	.328	5-16	.313	7-11	.636	16-22	38	15/1	7	10	7	5	21	29	-	-	50
J12	ULM	L	51	21-58	.362	5-17	.294	4-8	.500	12-18	30	14/0	16	15	3	5	33	18	-	-	51
	UALR*		72	27-54	.500	6-16	.375	12-17	.706	10-26	36	11/0	19	12	4	10	38	34	-	-	72
J14	ULM	L	55	18-55	.327	4-18	.222	15-21	.714	9-35	44	22/0	7	18	2	7	18	37	-	-	55
	North Texas*		68	22-62	.355	8-20	.400	16-24	.667	9-31	40	18/0	12	13	5	7	37	31	-	-	68
J19	ULM	L	48	19-52	.365	6-16	.375	4-6	.667	12-14	26	11/0	10	11	1	3	18	30	-	-	48
	Denver*		63	25-50	.500	4-19	.211	9-12	.750	10-22	32	11/0	16	9	2	3	36	27	-	-	63
J21	ULM	L	63	26-63	.413	6-19	.316	5-12	.417	8-21	29	11/0	12	8	0	4	26	37	-	-	63
	at Troy*		91	35-63	.556	15-32	.469	6-11	.545	9-31	40	11/1	23	10	5	5	42	49	-	-	91
J28	ULM	L	60	21-52	.404	9-18	.500	9-17	.529	4-19	23	17/0	12	17	3	8	24	36	-	-	60
	UL-Lafayette*		67	25-58	.431	4-16	.250	13-20	.650	13-32	45	16/0	10	15	4	6	29	38	-	-	67
F2	ULM	L	64	22-58	.379	4-13	.308	16-25	.640	13-20	33	17/1	7	10	2	9	22	42	-	-	64
	at Arkansas State*		72	23-49	.469	10-23	.435	16-22	.727	7-26	33	17/0	15	11	4	4	34	38	-	-	72
F4	ULM																				
	at UALR*																				
F11	ULM																				
	South Alabama*																				
F16	ULM																				
	at North Texas*																				
F18	ULM																				
	at Denver*																				
F23	ULM																				
	Middle Tennessee*																				
F25	ULM																				
	at UL-Lafayette*																				

\* denotes Sun Belt Conference game





## TEAM SUPERLATIVES

ULM	HIGHS	LOWS
Points	86, at Nicholls State (11/28)	30, at Florida Atlantic (1/5)
First-Half Points	36, at Nicholls State (11/28)	7, at Florida Atlantic (1/5)
Second-Half Points	50, at Nicholls State (11/28)	18, vs. UALR (1/12)
Winning Margin	21, at Nicholls State (11/28)	4, at FIU (1/7)
Field Goals	31, at Nicholls State (11/28)	8, at Florida Atlantic (1/5)
Field-Goal Attempts	65, vs. Nicholls State (12/12)	41, at Florida Atlantic (1/5)
Field-Goal Percentage	.620 (31-50), at Nicholls State (11/28)	.195 (8-41), at Florida Atlantic (1/5)
3-Point Field Goals	12, at Nicholls State (11/28)	2, vs. Northwestern State (12/15)
3-Point Attempts	24, at Texas A&M (12/10); vs. Harding (11/26)	9, vs. Northwestern State (12/15)
3-Point Percentage	.571 (12-21), at Nicholls State (11/28)	.200 (3-15), at Ole Miss (11/11)
Free Throws	21, vs. Northwestern State (12/15)	4 (three times)
Free-Throw Attempts	29, vs. Northwestern State (12/15)	5, at Texas A&M (12/10)
Free-Throw Percentage	1.000 (5-5), at Texas A&M (12/10)	.389 (7-18), at Ole Miss (11/11)
Rebounds	44, vs. North Texas (1/14)	20, vs. Harding (11/26)
Offensive Rebounds	17, vs. Nicholls State (12/12)	3, at Tennessee (11/16); vs. Harding (11/26)
Defensive Rebounds	35, vs. North Texas (1/14)	14, vs. Denver (1/19)
Personal Fouls	24, vs. Northwestern State (12/15)	9, at Mississippi State (11/21)
Assists	16, vs. UALR (1/12)	4, at Florida Atlantic (1/5)
Turnovers	19, at UNLV (12/19)	8, at Nicholls State (11/28); at Troy (1/21)
Blocked Shots	4 (three times)	0, at UNLV (12/19); at Troy (1/21)
Steals	9, vs. Western Kentucky (12/29); at Arkansas State (2/2)	1, vs. Indiana State (11/14); at Florida Atlantic (1/5)

OPPONENTS	HIGHS	LOWS
Points	91, at Troy (1/21)	50, Indiana State (12/21); FIU (1/7)
First-Half Points	45, Northwestern State (12/15)	21, FIU (1/7)
Second-Half Points	52, Tennessee (11/16)	24, Southeastern La. (11/19)
Winning Margin	28, Florida Atlantic (1/5); at Troy (1/21)	2, Louisiana Tech (12/3); Arkansas State (12/31)
Field Goals	35, at Troy (1/21)	17, Indiana State (12/21)
Field-Goal Attempts	67, Tennessee (11/16)	43, UNLV (12/19)
Field-Goal Percentage	.581 (25-43), UNLV (12/19)	.328 (19-58), FIU (1/7)
3-Point Field Goals	15, at Troy (1/21)	2, Arkansas State (12/31)
3-Point Attempts	32, at Troy (1/21)	7, Arkansas State (12/31)
3-Point Percentage	.609 (14-23), UNLV (12/19)	.192 (5-26), Ole Miss (11/11)
Free Throws	23, Nicholls State (12/12)	4, Florida Atlantic (1/5)
Free-Throw Attempts	32, Nicholls State (12/12)	6, Florida Atlantic (1/5)
Free-Throw Percentage	.842 (16-19), Harding (11/26)	.545 (6-11), at Troy (1/21)
Rebounds	48, Ole Miss (11/11)	17, Nicholls State (11/28)
Offensive Rebounds	17, Tennessee (11/16)	2, Nicholls State (11/28)
Defensive Rebounds	35, Ole Miss (11/11)	15, Nicholls State (11/28); UNLV (12/19)
Personal Fouls	23, Louisiana Tech (12/3)	7, Harding (11/26)
Assists	23, at Troy (1/21)	7, FIU (1/7)
Turnovers	18, Harding (11/26)	5, Indiana State (11/14)
Blocked Shots	8, Ole Miss (11/11); Indiana State (11/14)	0, Nicholls State (11/28)
Steals	12, Northwestern State (12/15)	2, Southeastern La. (11/19); Harding (11/26)



## INDIVIDUAL SUPERLATIVES

### ULM HIGHS

Points.....	24, Fred Brown, vs. UL-Lafayette (1/28)
Field Goals.....	9, Hugh Mingo at Texas A&M (12/10); Hugh Mingo vs. Western Kentucky (12/29)
Field-Goal Attempts.....	18, Fred Brown at Southeastern La. (11/19)
Field-Goal Pct. (min 5 made).....	.778 (7-9), Steven McClellan at UNLV (12/19)
3-Point Field Goals.....	4 (five times)
3-Points Field-Goal Attempts.....	9, Fred Brown at Texas A&M (12/10)
3-Point Field-Goal Pct. (min 2 made).....	1.000 (2-2), Hugh Mingo at Texas A&M (12/10); Trent Mackey at Tennessee (11/16)
Free Throws.....	8, Hugh Mingo at Florida Atlantic (1/5)
Free-Throw Attempts.....	8, Hugh Mingo at Florida Atlantic (1/5); Steven McClellan vs. North Texas (1/14)
Free-Throw Pct. (min 3 made).....	1.000 (8-8), Hugh Mingo at Florida Atlantic (1/5)
Rebounds.....	13, Steven McClellan vs. North Texas (1/14)
Assists.....	7, Trent Mackey at FIU (1/7)
Turnovers.....	5 (five times)
Blocked Shots.....	4, Christian Bibi Ndongo vs. Harding (11/26)
Steals.....	4 (three times)

### OPPONENT HIGHS

Points.....	29, Chace Stanback, UNLV (12/19)
Field Goals.....	10, Chace Stanback, UNLV (12/19)
Field-Goal Attempts.....	18, Phil Taylor, FIU (1/7)
Field-Goal Pct. (min 5 made).....	1.000 (6-6), Zach Roddenberry, Harding (11/26)
3-Point Field Goals.....	8, Chace Stanback, UNLV (12/19)
3-Points Field-Goal Attempts.....	10, Louis Ellis, Northwestern State (12/15); Ed Townsel, Arkansas State (2/2)
3-Point Field-Goal Pct. (min 2 made).....	1.000 (3-3), Daron Populist, Southeastern La. (11/19)
Free Throws.....	9, Terrance Henry, Ole Miss (11/11)
Free-Throw Attempts.....	13, Terrance Henry, Ole Miss (11/11)
Free-Throw Pct. (min 3 made).....	1.000 (7-7), Deantra Scott, Harding (11/26)
Rebounds.....	17, Murphy Holloway, Ole Miss (11/11)
Assists.....	12, Will Weathers, Troy (1/21)
Turnovers.....	5 (four times)
Blocked Shots.....	4, Brandon Moore, FIU (1/7)
Steals.....	4 (four times)

### ULM INDIVIDUAL PERFORMANCES

#### POINTS

24.....	Fred Brown, vs. UL-Lafayette (1/28)
23.....	Hugh Mingo, vs. Western Kentucky (12/29)
21.....	Fred Brown, at Mississippi State (11/21)
21.....	Hugh Mingo, at Texas A&M (12/10)
20.....	Charles Winborne, vs. Nicholls State (12/12)
20.....	Fred Brown, vs. Arkansas State (12/31)
19.....	Charles Winborne, at Nicholls State (11/28)
18.....	Fred Brown, at Tennessee (11/16)
18.....	Charles Winborne, vs. Harding (11/26)
18.....	Charles Winborne, vs. Denver (1/19)
18.....	Charles Winborne, vs. UL-Lafayette (1/28)

#### REBOUNDS

13.....	Steven McClellan, vs. North Texas (1/14)
12.....	Hugh Mingo, at FIU (1/7)
11.....	Steven McClellan, vs. Nicholls State (12/12)
11.....	Hugh Mingo, at Arkansas State (2/2)
9.....	Hugh Mingo, at Texas A&M (12/10)
9.....	Steven McClellan, vs. Northwestern State (12/15/11)
9.....	Steven McClellan, at FIU (1/7)
8.....	Fabio Ribeiro, vs. Louisiana Tech (12/3)
8.....	Steven McClellan, vs. Western Kentucky (12/29)
8.....	Steven McClellan, vs. Arkansas State (12/31)
8.....	R.J. McCray, at Troy (1/21)
7.....	11 times

#### ASSISTS

7.....	Trent Mackey, at FIU (1/7)
6.....	Fred Brown, at Southeastern La. (11/19)
6.....	Fred Brown, at UNLV (12/19)
6.....	Fred Brown, vs. UL-Lafayette (1/28)
5.....	Charles Winborne, at Tennessee (11/16)
5.....	Fred Brown, vs. Indiana State (11/14)
5.....	Marcelis Hansberry, vs. Harding (11/26)
5.....	Charles Winborne, vs. Louisiana Tech (12/3)
5.....	Hugh Mingo, at Texas A&M (12/10)
5.....	Fred Brown, vs. Western Kentucky (12/29)
5.....	R.J. McCray, at Troy (1/21)

#### STEALS

4.....	Fred Brown, at UNLV (12/19)
4.....	R.J. McCray, vs. Western Kentucky (12/29)
4.....	Hugh Mingo, at FIU (1/7)
3.....	Fred Brown, at Southeastern La. (11/19)
3.....	Steven McClellan, at Texas A&M (12/10)
3.....	R.J. McCray, at Troy (1/21)
3.....	Fred Brown, vs. UL-Lafayette (1/28)

#### BLOCKED SHOTS

4.....	Christian Bibi Ndongo, vs. Harding (11/26)
2.....	Christian Bibi Ndongo, vs. Indiana State (11/14)
2.....	R.J. McCray, at Tennessee (11/16)
2.....	Hugh Mingo, at FIU (1/7)
2.....	Hugh Mingo, vs. UALR (1/12)
2.....	Christian Bibi Ndongo, vs. UL-Lafayette (1/28)

#### 3-POINT FIELD GOALS

4.....	Fred Brown, at Tennessee (11/16)
4.....	Charles Winborne, vs. Indiana State (11/14)
4.....	Trent Mackey, at Nicholls State (11/28)
4.....	Fred Brown, vs. Louisiana Tech (12/3)
4.....	Trent Mackey, vs. UL-Lafayette (1/28)

#### FREE THROWS

8.....	Hugh Mingo, at Florida Atlantic (1/5)
7.....	Steven McClellan, vs. North Texas (1/14)
6.....	Fred Brown, at UNLV (12/19)
6.....	Fred Brown, vs. UL-Lafayette (1/28)



## THE LAST TIME...


### The last time ULM...

Played a ranked opponent .....	L, 63-81, at No. 21 UNLV (12/19/11)
Won in the last second .....	vs. UL-Lafayette (3/6/10)
Lost in the last second .....	63-65, vs. Arkansas State (12/31/11)
Played in overtime .....	L, 71-76, vs. Western Kentucky (12/29/11)
Won an overtime game .....	W, 72-67, at Iowa (11/30/07)
Lost an overtime game .....	L, 71-76, vs. Western Kentucky (12/29/11)
Scored 100 points or more points .....	105, vs. Alcorn State (11/27/07)
Scored 90 points or more points .....	99, vs. U of the Southwest (12/28/09)
Scored 80 or more points .....	86, at Nicholls State (11/28/11)
Scored fewer than 50 points .....	48, vs. Denver (1/19/12)
Had four double-digit scorers .....	at UNLV (12/19/11)
Had five double-digit scorers .....	vs. UALR (1/12/12)
Had no double-digit scorers .....	at Indiana State (12/21/11)
Had more than 20 assists .....	20, vs. Union College (1/4/11)
Had fewer than 10 assists .....	7, at Arkansas State (2/2/12)
Had more than 10 blocks .....	10, vs. William Carey (12/2/06)
Had more than 10 steals .....	10, at Middle Tennessee (2/3/11)
Had more than 20 turnovers .....	26, at Iowa (11/16/10)
Had fewer than 10 turnovers .....	8, at Troy (1/21/12)
Made more than 30 field goals .....	31, at Nicholls State (11/28/11)
Made more than 40 field goals .....	41, vs. Texas College (12/22/03)
Made more than 50 field goals .....	51, vs. Georgia Southern (1978-79)
Shot over 50 pct from field .....	.500 (25-50), vs. Arkansas State (12/31/11)
Shot over 60 pct from field .....	.620 (31-50), at Nicholls State (11/28/11)
Shot less than 40 pct from field .....	.379 (22-58), at Arkansas State (2/2/12)
Made more than 10 3-pointers .....	12, at Nicholls State (11/28/11)
Made more than 15 3-pointers .....	15, vs. Middle Tennessee (1/24/08)
Shot over 50 pct from 3 .....	.500 (9-18), vs. UL-Lafayette (1/28/12)
Shot over 60 pct from 3 .....	.615 (8-13), at UL-Lafayette (1/22/11)
Shot less than 30 pct from 3 .....	.222 (4-18), vs. North Texas (1/14/12)
Made more than 20 free throws .....	21, vs. Northwestern State (12/15/11)
Made more than 30 free throws .....	30, vs. Troy (12/31/09)
Shot over 80 pct free throws .....	.826 (19-23), vs. Louisiana Tech (12/3/11)
Shot over 90 pct free throws .....	1.000 (5-5), at Texas A&M (12/10/11)

### The last time a ULM player...

Had a double-double (pts-rbs) .....	Tommie Sykes (18 pts and 12 rbs), at North Texas (2/19/11)
Had a double-double (pts-assts) .....	Tony Hooper (12 pts and 14 assts), vs. Lamar (2/25/06)
Had 20 points or more .....	Fred Brown (24), vs. UL-Lafayette (1/28/12)
Had 30 points or more .....	Tommie Sykes (32), vs. Union College (1/4/11)
Had 40 points or more .....	Henry Steele (40), vs. Louisiana College (1970-71)
Had 50 points or more .....	Glynn Saulters (51), vs. Nicholls State (1967-68)
Had 10 or more rebounds .....	Hugh Mingo (11), at Arkansas State (2/2/12)
Had 15 or more rebound .....	Lance Brasher (17), vs. Middle Tennessee (1/24/08)
Had 20 or more rebounds .....	Terry Martin (22), vs. Dayton (11/3/83)
Had 10 or more assists .....	Tony Hooper (14), vs. Lamar (2/25/06)
Had five or more steals .....	Hugh Mingo (7), vs. Centenary (12/11/10)
Had 10 or more steals .....	Arthur Hayes (10), vs. McNeese State (1983)
Had five or more blocks .....	Rudy Turner (6), vs. Western Kentucky (2/4/10)



Game 1 • Nov. 11 • Tad Smith Coliseum • Oxford, Miss.		
	ULM	38
	OLE MISS	60

ULM .....	11-27	38
Ole Miss.....	33-27	60







## 2011-12 ULM MEN'S BASKETBALL

Game 5 - Nov. 22 - Humphrey Coliseum - Starkville, Miss.				
	ULM	63		78
	MISSISSIPPI STATE			

STARKVILLE, Miss. - No. 24 Mississippi State used a pair of big runs to defeat ULM 78-63 Monday evening inside Humphrey Coliseum. It marked the end to a tough start to the season for the Warhawks (0-5) in which they played five games in 11 days - four on the road.

The Bulldogs had runs of 14-0 (first half) and 18-1 (second half) to win their fourth straight and improve to 5-1 on the season. The Warhawks did not make it easy though as they led by as many as eight in the first half and trailed just 31-26 at the break.

Senior guard Fred Brown turned in another stellar performance for the Warhawks with a season-high 21 points on 7-of-12 shooting. Brown connected on 3-of-5 from 3-point range while also tallying two assists and two steals.

ULM upped its shooting for the fifth straight game and finished the contest shooting 49.0 percent from the field. Mississippi State countered by shooting 50.8 percent from the field and knocking in 10 3-pointers.

With the Warhawks leading by two, Mississippi State used an 18-1 run to take a 57-42 advantage with 10:10 remaining in the game. The run spanned 5:57 and was capped by a 3-pointer by Dee Bost. Bost led the Bulldogs with 21 points and five assists in the game, including four 3-pointers.

Rodney Hood chipped in 20 points and eight assists and Brian Bryant finished with 17 points, 10 rebounds and four assists for the Bulldogs.

Mississippi State took advantage of its size with a 36-16 advantage in the paint and a 17-3 edge in second-chance points. ULM hung in on the boards against the Bulldogs with just a 32-26 deficit.

Sophomore guard Marcelis Hansberry also had a season-best night with 13 points, while senior guard Hugh Mingo and sophomore guard Charles Winborne each contributed nine points for ULM.

ULM hit four of its first five shots of the game, including a pair of 3-pointers by Brown, to take an early 11-5 advantage. Hansberry scored on a layup with 13:51 to give the Warhawks a 15-10 lead.

Mississippi State reeled off five straight points - all from Jalen Steele -- to tie the score at 15-15 with 12:13 remaining in the first half before ULM used an 8-0 run to build its largest lead of the game.

Freshman Trey Lindsey hit a jumper just inside in the 3-point line and R.J. McCray followed with a jumper of his own to vault the Warhawks in front 19-15 at the 9:08 mark of the first half. Hugh Mingo connected on a layup and Hansberry scored in transition to give ULM its largest lead at 23-15 with 7:49 remaining before halftime.

Mississippi State quickly responded, embarking on a 14-0 run spanning over seven minutes, to take a 29-23 advantage. Brown broke the run with a 3-pointer at the 1:18 mark to pull the Warhawks within three points.

The Warhawks opened the second half on 9-4 run to knot the score at 35-all with 16:03 remaining. A jumper by Hansberry gave ULM its final lead at 41-39 with 14:31 left in the game.

No.	ULM	FG	3FG	FT	R	F	TP	A	TO	B	S	MIN
41	Ribeiro, F.	1-1	0-0	0-0	5	2	2	0	3	1	0	24
03	Hansberry, M.	6-13	0-2	1-2	2	1	13	0	0	0	1	33
10	Mackey, T.	2-6	1-4	0-0	3	1	5	3	3	0	0	28
11	Winborne, C.	4-9	1-3	0-0	4	1	9	0	2	0	0	25
55	Brown, F.	7-12	3-5	4-4	2	0	21	2	3	0	2	34
04	McCray, R.	1-2	0-0	0-0	2	1	2	3	2	0	2	22
23	Smith, R.	0-0	0-0	0-0	0	0	0	0	0	0	0	1
24	Mingo, H.	3-6	1-2	2-3	5	1	9	1	0	0	0	16
33	Martin, D.	0-1	0-0	0-0	0	0	0	0	0	0	0	1
35	Lindsey, T.	1-1	0-0	0-0	1	2	2	2	0	0	1	16
TEAM		2										
TOTALS		25-51	6-16	7-9	26	9	63	11	14	1	6	200
		(.490) (.375) (.778)										

No.	Mississippi State	FG	3FG	FT	R	F	TP	A	TO	B	S	MIN
30	Lewis, W.	2-2	0-0	0-0	5	3	4	1	0	0	0	32
00	Steele, J.	3-9	2-7	0-0	2	1	8	5	2	0	0	25
03	Bost, D.	7-16	4-9	3-4	3	4	21	5	1	0	3	31
04	Hood, R.	9-13	2-4	0-0	8	0	20	1	1	0	2	36
22	Bryant, B.	7-11	0-1	3-4	10	0	17	4	0	3	3	35
11	Clayton, R.	0-0	0-0	0-0	0	0	0	0	0	0	0	1
12	Parker, C.	0-0	0-0	0-0	0	0	0	0	0	0	0	1
15	Price, B.	0-0	0-0	0-0	0	0	0	0	0	0	0	1
20	Luczak, T.	0-0	0-0	0-0	1	0	0	0	0	0	0	1
24	Cunningham, T.	0-2	0-1	0-0	0	0	0	0	0	0	0	1
25	Johnson, R.	0-0	0-0	0-0	1	0	0	0	1	0	0	7
33	Smith, D.	3-8	2-5	0-0	1	1	8	4	3	0	0	29
TEAM		1										
TOTALS		31-61	10-27	6-8	32	9	78	20	8	3	8	200
		(.508) (.370) (.750)										

Technical Fouls: None

Officials: Mike Stuart, Pad Adams, Ed Corbett

Attendance: 4,892

Score by Half

ULM	26-37	63
Mississippi State	31-47	78

Game 6 - Nov. 26 - Fant-Ewing Coliseum - Monroe, La.		
	HARDING	71
	ULM	68

MONROE, La. - Sophomore guard Marcelis Hansberry had his 3-point attempt come up short in the final seconds as Harding defeated ULM 71-68 Saturday afternoon inside Fant-Ewing Coliseum.

The Warhawks (0-6) trailed by 11 with 3:24 remaining before making a furious comeback to cut the lead to as close as two. ULM knocked in a trio of 3-pointers during the run and finished 11-of-23 from beyond the arc in the game - the most 3-pointers ULM has made in a game since the 2007-08 season.

Sophomore guard Charles Winborne set a career high with 18 points on 7-of-12 shooting from the field. Winborne is the only ULM player to hit a 3-pointer in all six games this season. Senior guard Fred Brown chipped in 17 points and freshman Trent Mackey scored a career-best 13 points off the bench.

Trailing 66-55, ULM quickly scored five straight points - all from Mackey - to make it a 66-60 game with 2:16 to play. Mackey hit another jumper at the 1:30 mark and Brown knocked home a 3-pointer with 40 seconds remaining to cut the Harding lead to 68-65.

After a pair of free throws from Harding's Weston Jameson, Winborne connected on a 3-pointer to get the Warhawks within two at 70-68 with 19 seconds remaining. Jameson made 1 of 2 from the free-throw line on Harding's next possession, giving ULM the chance to tie the game.

Deontra Scott scored a game-high 24 points to lead four Harding (1-1) players in double figures. Zach Roddenberry contributed 13 points and seven rebounds, while Hayden Johnson and Bradley Spencer each had 10 points.

Harding shot 56 percent in the first half en route to a 40-24 advantage at the break. The Bisons led by as many as 19 (38-19) with 2:08 remaining in the half.

No.	Harding	FG	3FG	FT	R	F	TP	A	TO	B	S	MIN
12	Walters, M.	2-6	1-4	2-2	2	0	7	2	0	1	0	16
21	Johnson, H.	3-6	2-3	2-2	2	2	10	0	1	0	0	24
42	Roddenberry, Z.	6-6	0-0	1-1	7	2	13	1	1	0	0	24
10	Spencer, B.	4-6	1-2	1-2	5	1	10	5	5	0	0	35
14	Jameson, W.	0-3	0-2	3-4	3	0	3	5	4	0	1	35
03	Silverman, A.	0-3	0-2	0-0	2	0	0	0	0	0	0	5
22	Scott, D.	6-10	5-6	7-7	6	0	24	0	1	2	1	25
24	Porter, K.	1-1	0-0	0-1	1	1	2	3	4	0	0	16
32	Brown, D.	0-2	0-0	0-0	0	0	0	0	1	0	0	5
40	Cannon, L.	1-3	0-0	0-0	3	1	2	0	1	0	0	15
TEAM		2										
TOTALS		23-46	9-19	16-19	33	7	71	16	18	3	2	200
		(.500) (.474) (.842)										

No.	ULM	FG	3FG	FT	R	F	TP	A	TO	B	S	MIN
41	Ribeiro, F.	2-6	0-0	0-0	4	2	4	0	1	0	0	14
03	Hansberry, M.	2-6	0-3	2-3	3	1	6	5	2	0	2	33
11	Winborne, C.	7-12	3-6	1-1	0	2	18	4	1	0	1	30
24	Mingo, H.	0-2	0-1	0-0	1	3	0	0	0	0	0	10
55	Brown, F.	7-14	3-6	0-0	1	0	17	1	1	0	1	27
04	McCray, R.	1-2	0-0	0-0	0	0	2	0	0	0	0	16
05	Bibi Ndongo, C.	1-4	1-2	2-2	5	4	5	1	0	4	1	25
10	Mackey, T.	5-9	3-5	0-0	1	3	13	3	1	0	1	27
33	Martin, D.	0-1	0-0	0-0	0	1	0	0	1	0	1	3
35	Lindsey, T.	1-1	1-1	0-0	2	4	3	1	2	0	1	15
TEAM		3										
TOTALS		26-57	11-24	5-6	20	19	68	15	10	4	8	200
		(.456) (.458) (.833)										

Technical Fouls: None

Officials: John Healy, Mike Million, Matthew Potter

Attendance: 883

Score by Half

Harding	40-31	71
ULM	24-44	68

Game 7 - Nov. 28 - Stophor Gym - Thibodaux, La.		
	ULM	86
	NICHOLLS STATE	65

THIBODAUX, La. - ULM shot a blistering 62 percent from the field in route to an 86-65 victory over Nicholls State Monday evening inside Stophor Gym. It was the first win of the season for the Warhawks, who improved to 1-6.

The Warhawks shot 65.5 percent in the second half and outscored the Colonels 50-31 in the final 20 minutes. It was ULM's highest scoring output of the season and its highest shooting percentage in a game since December of 2009.

Sophomore guard Charles Winborne set a career high in points for the second straight game with 19 points and seven rebounds on 6-of-8 shooting. Senior guard Fred Brown scored 15 points and senior guard Hugh Mingo added 13 points, while freshman Trent Mackey chipped in 12 points and senior Fabio Ribeiro contributed 10 points and seven rebounds.

ULM used a 9-0 run to build a 75-59 lead and put the game out of reach with 5:20 remaining. Brown and Winborne each had 3-pointers during the run, while senior Christian Bibi Ndongo contributed a three-point play.

The Warhawks scored eight straight points, including a pair of 3-pointers from Brown, to build a 52-44 advantage midway through the second half. Mackey hit his third 3-pointer of the game to extend the ULM lead to 57-48 with 10:26 to play.

Mingo hit a jumper just inside the 3-point line with two seconds remaining in the first half as ULM took a 36-34 advantage at halftime. The Warhawks shot 57.1 percent in the half, including making 8 of its final 10 shots.

The lead switched hands 11 times in the first half as neither team led by more than six.

Nicholls State was led by Sam McBeath and Chris Talkington, who each chipped in 12 points on the night. Bryan Hammond had 12 points and Sterling Bailey totaled 10 points for the Colonels.

No.	ULM	FG	3FG	FT	R	F	TP	A	TO	B	S	MIN
05	Bibi Ndongo, C.	1-1	0-0	2-3	2	4	4	0	0	1	0	15
03	Hansberry, M.	4-7	1-1	0-1	3	3	9	1	0	0	1	24
10	Mackey, T.	4-7	4-7	0-0	0	2	12	0	1	0	0	24
11	Winborne, C.	6-8	3-5	4-5	7	1	19	2	1	0	0	27
35	Lindsey, T.	1-2	0-1	0-0	3	3	2	3	1	0	0	20
04	McCray, R.	1-1	0-0	0-0	0	0	2	4	0	0	0	15
24	Mingo, H.	6-9	1-2	0-1	4	2	13	1	1	0	0	21
41	Ribeiro, F.	3-5	0-0	4-7	7	3	10	1	1	0	1	25
55	Brown, F.	5-10	3-5	2-2	3	2	15	3	2	0	1	29
TEAM		4										
TOTALS		31-50	12-21	12-19	33	20	86	15	8	1	3	200
		(.620) (.571) (.632)										

No.	Nicholls State	FG	3FG	FT	R	F	TP	A	TO	B	S	MIN
02	Prest, L.	0-0	0-0	0-0	0	3	0	0	0	0	1	15
11	Talkington, C.	3-6	2-4	4-5	1	1	12	0	0	0	0	37
03	Hammond, B.	5-11	1-3	0-0	0	1	11	4	1	0	1	34
21	Rilleux, S.	4-9	1-4	3-4	4	2	12	4	2	0	1	40
23	Lewis, T.	2-4	0-1	4-5	1	5	8	1	1	0	0	17
14	Triggs, B.	0-0	0-0	0-0	0	0	0	0	0	0	0	2
15	McBeath, S.	4-10	3-7	1-2	3	2	12	2	1	0	0	30
24	Bailey, S.	3-4	2-3	2-2	4	2	10	1	0	0	0	19
34	Smith, J.	0-0	0-0	0-0	1	0	0	0	1	0	0	6
TEAM		3										
TOTALS		21-44	9-22	14-18	17	16	65	12	6	0	3	200
		(.477) (.409) (.778)										

Technical Fouls: None


Officials: Buddy Daughdrill, Gregory White, Mitchell Ervin

Attendance: 574

Score by Half



## 2011-12 ULM MEN'S BASKETBALL

Game 8 - Dec. 3 - Fant-Ewing Coliseum - Monroe, La.				
	LOUISIANA TECH		73	
	ULM		71	

MONROE, La. - Sophomore Marcelis Hansberry missed a 3-point attempt from half court with time expiring as Louisiana Tech held on to defeat ULM 73-71 Saturday in a wild game inside Fant-Ewing Coliseum.

The Bulldogs looked to be in control of the game when Raheem Appleby hit a pair of free throws to give Tech a 65-57 advantage with 2:36 remaining, but ULM responded by scoring 14 points in the final two and half minutes and getting as close as one in the final seconds.

The Warhawks (1-7) shot 54.5 percent in the second half and finished at 40.4 percent for the game. ULM knocked in six 3-pointers and made a season-best 19-of-23 from the free-throw line. Louisiana Tech (3-4) shot 42.6 percent for the game, including 8-of-24 shooting from beyond the arc.

Senior guard Fred Brown led the way for the Warhawks with 17 points - all in the second half - on 4-of-10 shooting. Brown tied a season high with four 3-pointers in the game, including two in the final minute.

Brown's fourth 3-pointer of the night cut the Louisiana Tech lead to 72-69 with 21 seconds remaining. On Tech's ensuing possession, Kenyon McNeal missed both free throw attempts to give ULM a chance to tie with 18 seconds remaining.

Sophomore Charles Winborne got fouled with 4.4 seconds remaining and converted both free throws. Romario Souza converted 1- of 2- from the charity stripe, giving the Warhawks the final possession with 3.8 seconds on the clock.

Winborne finished in double figures for the third straight game with 15 points and a team-high five assists. Senior Christian Bibi Ndongo recorded a career-high 10 points and five rebounds off the bench for the Warhawks.

Appleby scored a career-best 19 points on 7-of-15 shooting to lead the way for Louisiana Tech, while Johnson registered 14 points and finished with four 3-pointers. Johnson hit a pair of big 3-pointers as part of a 9-0 run as Louisiana Tech grabbed a 65-57 lead with 2:36 remaining.

The Bulldogs held a 28-24 advantage in the paint and a pivotal 23-9 edge in points off turnovers. The Warhawks, who entered the game as one of the best teams in the Sun Belt at holding onto the ball, finished with 17 turnovers.


ULM scored the final six points of the first half to close within 32-29 at the break. The Warhawks struggled to shoot in the half, converting just 31.4 percent from the field.

The Bulldogs took control in the first half with a quick 10-0 run that included a pair of 3-pointers. Trevor Gaskins capped the run with a layup to give Louisiana Tech a 25-15 run with 8:54 remaining in the first half.

No.	Louisiana Tech	FG	3FG	FT	R	F	TP	A	TO	B	S	MIN	
25	Lewis, J.	4-5	0-0	2-2	4	3	10	1	1	0	1	26	
04	Smith, K.	0-0	0-0	0-0	1	3	0	1	0	0	0	6	
05	Gaskins, T.	2-8	0-4	2-2	4	2	6	4	0	0	2	30	
15	Johnson, C.	5-10	4-7	0-0	3	5	14	3	1	1	1	23	
21	McNeal, K.	1-8	1-6	2-4	4	2	5	4	3	0	2	32	
01	Kyser, M.	1-1	0-0	0-0	1	1	2	0	0	1	1	9	
02	Gibson, B.	2-8	2-5	2-2	3	3	8	0	2	2	0	21	
03	Appleby, R.	7-15	1-2	4-6	1	2	19	0	1	0	1	30	
20	Smith, L.	0-1	0-0	0-0	2	0	0	1	1	0	0	8	
45	Souza, R.	4-5	0-0	1-2	4	2	9	0	1	0	0	15	
TEAM		3					1						
TOTALS		26-61	8-24	13-18	30	23	73	14	10	4	8	200	
		(426) (333) (722)											



## 2011-12 ULM MEN'S BASKETBALL

Game 11 • Dec. 15 • Fant-Ewing Coliseum • Monroe, La.			
	<b>NORTHWESTERN ST</b>	<b>76</b>	
	<b>ULM</b>	<b>63</b>	

MONROE, La. - Northwestern State shot 46 percent from the field and knocked in a season-high 13 3-pointers en route to a 76-63 victory over ULM Thursday evening inside Fant-Ewing Coliseum.

The Demons (5-5) finished 13-of-28 from beyond the arc, including six 3s from Louis Ellis. Ellis led Northwestern State with a game-high 19 points on 6-of-11 shooting. Gary Stewart added 12 points while Shamir Davis contributed 11 points for the Demons. Northwestern State has converted a total of 15 3-pointers in its last two games.

ULM (1-10) shot 42.6 percent from the field and outscored Northwestern State 30-18 in the paint. Senior guard Fred Brown scored 14 points and dished out four assists to lead the way for the Warhawks.

Sophomore Steven McClellan finished one rebound shy of a double-double with 10 points and nine rebounds, and sophomore guard Charles Winborne scored in double figures for the second straight game with 13 points.

Ellis hit a trio of 3-pointers in the second half to help the Demons build its 10-point halftime advantage to as many as 21 with 5:31 remaining in the game. Northwestern State embarked on an 18-8 run midway through the second half to lead 71-51 with 6:01 to play.

The Demons hit eight 3-pointers and shot a blistering 50 percent in the first half to take a 45-35 advantage at halftime. Northwestern State converted its first three 3-pointers of the half and led 11-2 with 17:08 remaining before the break. Stewart scored six straight points, including a 3-pointer, to give Northwestern State a 19-6 lead at the 13:21.

ULM battled back with a 7-0 spurt to get as close as five at 25-20 on a layup from Brown with 10:10 remaining before the half. Five points is as close as the Warhawks would get though as Northwestern State answered with seven straight points to build its lead back up to 12.

No.	Northwestern St.	FG	3FG	FT	R	F	TP	A	TO	B	S	MIN
34	Roberson, G.	1-2	0-0	3-4	4	2	5	1	1	0	1	23
42	Mosley, W.	1-1	0-0	2-2	4	3	4	0	1	1	1	15
00	Davis, S.	3-6	1-1	4-5	1	3	11	6	2	0	4	24
01	Jacobs, D.	1-3	1-1	0-0	0	1	3	0	0	1	1	9
22	Ellis, L.	6-11	6-10	1-2	3	1	19	2	3	1	1	23
02	Washington, T.	2-3	2-3	0-0	2	3	6	1	1	0	0	13
10	Robinson, P.	0-3	0-3	1-4	1	1	1	1	1	1	0	17
11	Brisco, J.	1-2	0-0	0-0	1	1	2	2	1	0	0	10
33	Hulbin, J.	3-7	1-3	1-2	4	1	8	0	0	0	0	17
35	Evans, O.	1-1	0-0	2-3	4	1	4	1	0	1	0	15
40	Frazier, M.	0-2	0-0	1-2	1	3	1	0	0	1	0	10
44	Stewart, G.	4-9	2-7	2-3	3	2	12	1	2	0	4	24
<b>TEAM</b>					<b>1</b>			<b>1</b>				
<b>TOTALS</b>		<b>23-50</b>	<b>13-28</b>	<b>17-27</b>	<b>29</b>	<b>22</b>	<b>76</b>	<b>15</b>	<b>13</b>	<b>6</b>	<b>12</b>	<b>200</b>
		<b>(.460) (.464) (.630)</b>										

No.	ULM	FG	3FG	FT	R	F	TP	A	TO	B	S	MIN
05	Bibi Ndongo, C.	1-2	0-0	3-5	4	2	5	2	0	0	1	26
41	Ribeiro, F.	0-0	0-0	0-0	1	1	0	0	2	0	0	6
11	Winborne, C.	5-8	1-1	2-4	2	1	13	0	2	0	1	27
24	Mingo, H.	0-2	0-1	2-2	2	0	2	0	1	1	0	12
55	Brown, F.	5-10	0-2	4-4	0	4	14	4	3	0	1	29
03	Hansberry, M.	0-2	0-1	3-4	0	0	3	0	0	0	1	7
04	McCray, R.	0-1	0-0	0-0	4	0	2	1	0	1	0	19
10	Mackey, T.	3-9	1-3	1-2	2	5	8	0	2	1	0	29
15	McClellan, S.	4-7	0-0	2-2	9	5	10	2	3	1	1	19
23	Smith, R.	1-2	0-0	1-2	0	0	3	0	0	0	0	6
33	Martin, D.	0-2	0-0	0-1	0	0	0	0	0	0	0	7
35	Lindsey, T.	1-2	0-1	3-3	2	5	5	1	1	0	2	13
<b>TEAM</b>					<b>5</b>	<b>1</b>						
<b>TOTALS</b>		<b>20-47</b>	<b>2-9</b>	<b>21-29</b>	<b>31</b>	<b>24</b>	<b>63</b>	<b>11</b>	<b>15</b>	<b>3</b>	<b>8</b>	<b>200</b>
		<b>(.426) (.222) (.724)</b>										

Technical Fouls: Northwestern State-None. ULM-TEAM


Officials: Lee Cassell, Scott Davis, Kerby Sittton

Attendance: 1,278

Score by Half

Northwestern State..... 45-31 76

ULM ..... 35-28 63

Game 12 • Dec. 19 • Thomas & Mack Center • Las Vegas, Nev.			
	<b>ULM</b>	<b>63</b>	
	<b>UNLV</b>	<b>81</b>	

LAS VEGAS — No. 21 UNLV flexed its muscles Monday as it topped ULM 81-63 in men's basketball action inside the Thomas & Mack Center. The Runnin' Rebels (12-2) forced 19 turnovers and shot a blistering 58.1 percent from the field to earn its third consecutive victory.

The Warhawks (1-11) played a ranked opponent tough for the third time this season and kept it close in the first half before UNLV surged ahead in the second half. ULM finished the game shooting 45.1 percent from the field, including 6-of-16 from 3-point range.

Sophomore center Steven McClellan scored a career-high 16 points to go with seven rebounds to lead four Warhawks in double-digit scoring. Senior Hugh Mingo contributed 15 points and freshman Trent Mackey tied his career high with 13 points. Senior Fred Brown went 6-of-6 from the free-throw line and finished with 12 points, six rebounds and four steals.

ULM outrebounded its opponent for the third straight game with an impressive 32-22 advantage on the boards against UNLV. The Runnin' Rebels came into the game with a +5.5 rebounding margin.

The Runnin' Rebels put the game out of reach with an 11-0 run to start the second half. Mike Moser capped the run with a basket in transition to give UNLV a 48-27 advantage with 16:00 remaining in the game. UNLV built its lead to as many as 29 with 7:15 remaining before ULM rallied in the final minutes.

UNLV's Chace Stanback scored a career-high and game-high 29 points, including an 8-of-9 effort from 3-point range. Stanback finished 10 of 13 from the field in 32 minutes of action. Carlos Lopez tallied 12 points and nine rebounds off the bench and Oscar Bellfield finished with 10 points for the Runnin' Rebels.

The Warhawks never led in the game, but put up a valiant effort in the first half. Mingo came off the bench and gave ULM a spark to keep the game close in the first half. He hit back-to-back 3-pointers to get the Warhawks as close as 25-23 with 5:15 remaining in the opening half.

Stanback hit a 3-pointer and a free throw to spearhead six straight points for the Rebels. Stanback hit another 3-pointer and Lopez added a dunk to give UNLV its largest lead of the first half (37-26) with 1:25 remaining.

No.	ULM	FG	3FG	FT	R	F	TP	A	TO	B	S	MIN
35	Lindsey, T.	1-5	1-1	0-0	3	4	3	3	0	0	0	28
15	McClellan, S.	7-9	0-0	2-2	7	4	16	0	5	0	1	33
10	Mackey, T.	5-9	3-5	0-0	3	2	13	1	2	0	0	37
11	Winborne, C.	1-6	0-2	2-2	2	1	4	0	3	0	2	27
55	Brown, F.	3-10	0-2	6-6	3	1	12	6	5	0	4	30
03	Hansberry, M.	0-1	0-1	0-0	1	0	0	0	1	0	0	10
05	Bibi Ndongo, C.	0-2	0-0	0-0	1	1	0	0	0	0	0	13
24	Mingo, H.	6-9	2-5	1-4	3	5	15	0	1	0	0	22
41	Ribeiro, F.	0-0	0-0	0-0	0	0	0	0	1	0	0	0+
<b>TEAM</b>					<b>9</b>							
<b>TOTALS</b>		<b>23-51</b>	<b>6-16</b>	<b>11-14</b>	<b>32</b>	<b>18</b>	<b>63</b>	<b>10</b>	<b>19</b>	<b>0</b>	<b>7</b>	<b>200</b>
		<b>(.451) (.375) (.786)</b>										

No.	UNLV	FG	3FG	FT	R	F	TP	A	TO	B	S	MIN
22	Stanback, C.	10-13	8-9	1-2	4	1	29	1	2	0	1	32
43	Moser, M.	2-5	0-1	2-3	2	2	6	5	2	0	0	27
12	Massamba, B.	0-0	0-0	0-1	0	2	0	0	0	1	2	18
00	Bellfield, O.	4-5	2-2	0-0	1	0	10	2	2	0	4	22
03	Marshall, A.	1-3	0-2	2-2	3	1	4	6	1	3	2	29
02	Wallace, K.	3-4	3-4	0-0	0	2	9	1	1	0	0	20
05	Smith, R.	1-4	1-2	0-0	2	2	3	1	3	0	0	9
11	Lopez, C.	4-4	0-0	4-7	9	3	12	1	0	2	0	21
20	Mashour, K.	0-1	0-0	0-0	1	1	0	0	0	0	0	1
31	Hawkins, J.	0-4	0-3	8-10	0	0	8	3	1	1	2	21
<b>TEAM</b>					<b>0</b>							
<b>TOTALS</b>		<b>25-43</b>	<b>14-23</b>	<b>17-25</b>	<b>22</b>	<b>14</b>	<b>81</b>	<b>20</b>	<b>12</b>	<b>7</b>	<b>11</b>	<b>200</b>
		<b>(.581) (.609) (.680)</b>										

Technical Fouls: None


Officials: Bob Staffen, Tony Padilla, Shawn Lehigh

Attendance: 11,515

Score by Half

ULM ..... 27-36 63

UNLV ..... 37-44 81

Game 13 • Dec. 21 • Hulman Center • Terre Haute, Ind.			
	<b>ULM</b>	<b>35</b>	
	<b>INDIANA STATE</b>	<b>50</b>	

LAS VEGAS — No. 21 UNLV flexed its muscles Monday as it topped ULM 81-63 in men's basketball action inside the Thomas & Mack Center. The Runnin' Rebels (12-2) forced 19 turnovers and shot a blistering 58.1 percent from the field to earn its third consecutive victory.

The Warhawks (1-11) played a ranked opponent tough for the third time this season and kept it close in the first half before UNLV surged ahead in the second half. ULM finished the game shooting 45.1 percent from the field, including 6-of-16 from 3-point range.

Sophomore center Steven McClellan scored a career-high 16 points to go with seven rebounds to lead four Warhawks in double-digit scoring. Senior Hugh Mingo contributed 15 points and freshman Trent Mackey tied his career high with 13 points. Senior Fred Brown went 6-of-6 from the free-throw line and finished with 12 points, six rebounds and four steals.

ULM outrebounded its opponent for the third straight game with an impressive 32-22 advantage on the boards against UNLV. The Runnin' Rebels came into the game with a +5.5 rebounding margin.

The Runnin' Rebels put the game out of reach with an 11-0 run to start the second half. Mike Moser capped the run with a basket in transition to give UNLV a 48-27 advantage with 16:00 remaining in the game. UNLV built its lead to as many as 29 with 7:15 remaining before ULM rallied in the final minutes.

UNLV's Chace Stanback scored a career-high and game-high 29 points, including an 8-of-9 effort from 3-point range. Stanback finished 10 of 13 from the field in 32 minutes of action. Carlos Lopez tallied 12 points and nine rebounds off the bench and Oscar Bellfield finished with 10 points for the Runnin' Rebels.

The Warhawks never led in the game, but put up a valiant effort in the first half. Mingo came off the bench and gave ULM a spark to keep the game close in the first half. He hit back-to-back 3-pointers to get the Warhawks as close as 25-23 with 5:15 remaining in the opening half.


Stanback hit a 3-pointer and a free throw to spearhead six straight points for the Rebels. Stanback hit another 3-pointer and Lopez added a dunk to give UNLV its largest lead of the first half (37-26) with 1:25 remaining.

No.	ULM	FG	3FG	FT	R	F	TP	A	TO	B	S	MIN
35	Lindsey, T.	0-2	0-1	0-0	1	4	0	0	1	0	0	23
15	McClellan, S.	4-9	0-0	0-2	6	5	8	0	1	1	0	22
03	Hansberry, M.	1-3	0-0	2-2	2	0	4	0	1	0	0	13
10	Mackey, T.	2-5	2-4	0-0	3	3	6	0	0	0	0	23
11	Winborne, C.	1-1	0-0	0-0	0	0	2	0	1	0	0	6
04	McCray, R.	0-2	0-0	2-2	6	1	2	2	3	0	2	34
05	Bibi Ndongo, C.	1-2	0-0	0-0	4	1	2	0	0	2	0	17
24	Mingo, H.	3-13	0-4	0-2	2	3	6	3	3	1	0	29
41	Ribeiro, F.	0-1	0-0	0-0	1	0	0	0	1	0	1	6
55	Brown, F.	2-7	1-5	0-0	2	1	5	0	1	0	1	27
<b>TEAM</b>					<b>3</b>							
<b>TOTALS</b>		<b>14-45</b>	<b>3-14</b>	<b>4-8</b>	<b>29</b>	<b>19</b>	<b>35</b>	<b>5</b>	<b>12</b>	<b>4</b>	<b>4</b>	<b>200</b>
		<b>(.311) (.214) (.500)</b>										

No.	Indiana State	FG	3FG	FT	R	F	TP	A	TO	B	S	MIN
15	Richard, C.	3-9	0-3	6-8	8	3	12	1	1	0	1	25
34	Walker, M.	3-6	0-0	0-0	3	1	6	0	5	1	0	25
13	Odum, J.	1-4	0-2	2-2	6	0	4	8	2	0	1	34
24	Printy, J.	4-9	4-8	0-0	3	1	12	2	1	0	1	27
25	McWhorter, S.	2-4	0-0	0-0	1	2	4	0	1	0	0	34
00	Kitchell, J.	1-3	0-1	0-0	0	0	2	0	0	1	0	7
01	Doluony, K.	0-0	0-0	0-0	0	0	0	0	0	0	0	1
02	Eitel, L.	1-3	0-1	0-0	2	0	2	1	0	0	0	14
05	Gant, J.	0-2	0-2	0-0	1	2	0	0	1	1	0	6
20	Lathan, D.	1-2	0-0	3-4	3	1	5	0	0	0	0	19
31	Mahurin, R.	1-4	1-3	0-0	4	1	3	0	0	1	0	8
TEAM		0										
TOTALS		17-46	5-20	11-14	35	11	50	12	11	4	3	200
		(370) (250) (.786)										



## 2011-12 ULM MEN'S BASKETBALL

Game 14 • Dec. 29 • Fant-Ewing Coliseum • Monroe, La.				
	WESTERN KENTUCKY		76	
	ULM		71	

MONROE, La. — ULM rallied back from a 15-point deficit in the second half to force overtime, but Western Kentucky survived with a 76-71 victory in the Sun Belt opener for both teams Thursday inside Fant-Ewing Coliseum.

The Hilltoppers (5-9, 1-0 SBC) scored the first four points of the overtime period and sealed the victory by going 8 of 13 from the free-throw line in the extra session. Western Kentucky finished the game 28 of 39 from the charity stripe, its most makes this season.

It marked the first overtime game for the Warhawks since Dec. 31, 2008 when they defeated UALR 95-87.

Senior guard Hugh Mingo gave the Warhawks a chance with a game-tying 3-pointer to make the score 64-41 with 2.5 seconds remaining in regulation. ULM scored the final six points of the half after trailing 64-58 with 46 seconds remaining.

Mingo scored a season-high 23 points on 9-of-15 shooting from the field. He also contributed four rebounds, two assists and two steals in a career-high 41 minutes. Sophomore center Steven McClellan had 15 points, eight rebounds and a block, while senior guard Fred Brown chipped in 13 points and a team-high five assists for the Warhawks.

George Fant finished with 17 points while going 9 of 12 from the free-throw line to lead the scoring effort for the Hilltoppers. Derrick Gordon had 13 points, and Kevin Kaspar contributed 11 points — all in the second half and overtime — for Western Kentucky.

Western Kentucky led by as many as 15 points early in the second half before ULM rallied back. The Warhawks scored 11 straight points to pull within one at 53-52 with 7:26 remaining. After five straight points from Western Kentucky, ULM used a 6-0 run to tie the score at 58 at the 4:53 mark.

ULM (1-13, 0-1 SBC) made five of its first nine shots of the game to build an 11-3 advantage at the 15:50 mark of the first half. The Warhawks extended their lead to as large as 18-8 on a pair of free throws from McClellan at the 13:28 mark.


The Hilltoppers responded by scoring nine straight points and they took their first lead of the game at 23-22 with 5:45 remaining in the first half. George Fant scored on a tip-in to cap the run for Western Kentucky.

Western Kentucky led 34-29 at halftime.

No.	Western Kentucky	FG	3FG	FT	R	F	TP	A	TO	B	S	MIN
41	Zollo, V.	3-5	1-1	0-0	2	2	7	0	0	1	0	13
44	Fant, G.	4-8	0-0	9-12	9	3	17	1	2	0	0	33
05	Gordon, D.	3-9	1-2	6-7	7	2	13	2	6	0	3	42
14	Crook, J.	3-7	0-0	1-2	4	3	7	3	5	0	1	36
52	Price, T.	3-9	0-4	3-8	6	3	9	7	1	0	0	37
00	Anyigbo, K.	0-0	0-0	0-0	1	1	0	1	0	0	0	3
01	Kaspar, K.	2-5	1-2	6-7	3	0	11	0	0	0	2	22
03	McDonald, K.	0-3	0-2	0-0	1	2	0	0	0	0	1	11
21	Snipes, N.	1-3	1-2	2-2	2	4	5	0	1	0	0	13
22	Akol, T.	3-4	0-0	1-1	1	1	7	0	0	1	0	15
TEAM		3										
TOTALS		22-53	4-13	28-39	39	21	76	14	15	2	7	225
		(.415) (.308) (.718)										

No.	ULM	FG	3FG	FT	R	F	TP	A	TO	B	S	MIN
05	Bibi Ndongo, C.	1-3	0-0	1-2	4	5	3	2	2	1	0	21
15	McClellan, S.	5-10	0-0	5-5	8	5	15	0	3	1	1	31
04	McCray, R.	2-5	0-1	3-4	2	1	7	0	4	0	4	43
24	Mingo, H.	9-15	2-5	3-5	4	4	23	2	2	0	2	41
55	Brown, F.	5-15	1-6	2-2	4	5	13	5	3	1	2	44
03	Hansberry, M.	0-0	0-0	0-0	0	0	0	0	0	0	0	1
10	Mackey, T.	2-4	2-4	0-0	1	2	6	1	0	0	0	26
35	Lindsey, T.	1-3	0-0	0-0	1	2	1	1	1	0	0	10
41	Ribeiro, F.	1-1	0-0	0-1	2	0	2	0	1	0	0	8
TEAM		4										
TOTALS		26-56	5-16	14-19	30	23	71	11	16	3	9	225
		(.464) (.313) (.737)										

**Technical Fouls:** None  
**Officials:** Keith Kimble, Charles Balunek, John Corio  
**Attendance:** 1,319  
**Score by Half**  
Western Kentucky ..... 34-30-12 76  
ULM ..... 29-35-7 71

Game 15 • Dec. 31 • Fant-Ewing Coliseum • Monroe, La.				
	ARKANSAS STATE		65	
	ULM		63	

MONROE, La. - Marcus Hooten hit a jumper and got fouled with four seconds remaining to help propel Arkansas State past ULM, 65-63, Saturday inside Fant-Ewing Coliseum.

Senior guard Fred Brown had his game-winning 3-pointer come up short as time expired for the Warhawks, who led for all but 1:30 in the game. ULM shot 50 percent from the field and converted on 8-of-17 from 3-point range. Arkansas State benefited from the charity stripe, where they held a 19-5 advantage in the game.

Brown led the way for the Warhawks with 20 points on 8-of-16 shooting. It marked Brown's second 20-point game of the season and the 11th time he has scored in double figures. Sophomore Charles Winborne notched 11 points and five rebounds, and senior Hugh Mingo chipped in 10 points.

ULM looked in control when Winborne knocked in a 3-pointer with 10:20 remaining to give the Warhawks a 50-41 advantage. Arkansas State responded with a 12-2 run to take a one-point lead - its first lead since the opening minute of the game.

After a missed jumper by Hooten, Finn tied up senior Fabio Ribeiro on the rebound to keep possession with 14 seconds left on the clock. Hooten made good on his second shot attempt as the ball rolled around the rim before falling in.

Brandon Peterson led four Red Wolves in double figures with 18 points, including an 8-of-10 effort from the free-throw line. Hooten had 16 points, while Ed Townsel contributed 14 points and Malcolm Kirkland finished with 10 points.

ULM looked in control when Winborne knocked in a 3-pointer with 10:20 remaining to give the Warhawks a 50-41 advantage. Arkansas State responded with a 12-2 run to take a one-point lead - its first lead since the opening minute of the game.


Sophomore Steven McClellan and Winborne hit back-to-back 3-pointers to pull the Warhawks back in front 58-53.

ULM shot 56.5 percent in the first half and the Warhawks led by as many as 11 in the half. Winborne hit a jumper in the lane with six seconds left in the half to give ULM a 31-22 advantage at the break.

No.	Arkansas State	FG	3FG	FT	R	F	TP	A	TO	B	S	MIN
15	Peterson, B.	5-9	0-0	8-10	7	2	18	2	3	0	0	35
33	Kirkland, M.	4-5	0-0	2-2	5	2	10	0	3	1	0	35
02	Finn, T.	2-4	1-3	0-0	4	2	5	2	0	0	2	32
05	Hooten, M.	5-11	0-1	6-8	3	1	16	2	2	0	0	32
24	Townsel, E.	5-11	1-2	3-4	3	4	14	3	0	0	3	36
01	Dickerson, R.	0-0	0-0	0-0	0	0	0	0	0	0	0	4
03	Griswold, D.	0-0	0-0	0-0	0	2	0	0	0	0	0	6
10	Sterrenberg, A.	1-4	0-1	0-0	1	0	2	1	0	0	0	7
30	Ogbonnaya-Branch, K.	0-0	0-0	0-0	2	0	0	1	1	0	0	9
34	Zuppardo, J.	0-2	0-0	0-0	1	0	0	0	0	0	0	4
TEAM		0										
TOTALS		22-46	2-7	19-24	26	13	65	11	9	1	5	200
		(.478) (.286) (.792)										

No.	ULM	FG	3FG	FT	R	F	TP	A	TO	B	S	MIN
05	Bibi Ndongo, C.	2-3	1-1	1-1	4	5	6	2	0	1	1	28
15	McClellan, S.	4-4	1-1	0-0	8	4	9	2	4	0	1	36
04	McCray, R.	2-4	0-0	1-2	0	3	5	1	0	0	0	14
24	Mingo, H.	4-13	0-3	2-3	4	2	10	2	4	0	1	38
55	Brown, F.	8-16	3-7	1-1	1	0	20	2	2	0	2	36
03	Hansberry, M.	1-1	0-0	0-0	0	0	2	1	0	0	0	4
10	Mackey, T.	0-0	0-0	0-0	1	0	0	0	1	0	1	8
11	Winborne, C.	4-6	3-5	0-0	5	2	11	0	2	0	0	18
35	Lindsey, T.	0-0	0-0	0-0	0	2	0	0	0	0	0	7
41	Ribeiro, F.	0-3	0-0	0-0	1	1	0	0	0	1	0	11
TEAM		2										
TOTALS		25-50	8-17	5-7	26	19	63	10	13	2	6	200
		(.500) (.471) (.714)										

**Technical Fouls:** None  
**Officials:** Samuel Croft, Kyle Neve, John Healty  
**Attendance:** 1,061  
**Score by Half**  
Arkansas State ..... 22-43 65  
ULM ..... 31-32 63

Game 16 • Jan. 5 • FAU Arena • Boca Raton, Fla.				
	ULM		30	
	FLORIDA ATLANTIC		58	

BOCA RATON, Fla. — Greg Gantt scored a game-high 20 points and Raymond Taylor added 10 as Florida Atlantic topped ULM 58-30 Thursday evening inside FAU Arena.

Florida Atlantic (5-10, 1-1 SBC) held ULM to just 19.5 percent shooting and its lowest scoring output of the season. Senior Hugh Mingo led the Warhawks with 12 points, including an 8-of-8 effort from the free-throw line. Senior Fred Brown had six points and six rebounds, and sophomore Charles Winborne chipped in six points and two assists for ULM.

The Owls broke the game open with a 13-1 midway through the second half to take a commanding 46-24 lead. Taylor had nine points and two assists during that stretch, and he capped the run with a 3-pointer with 8:15 remaining.

ULM (1-15, 0-3 SBC) fell behind 11-0 to start the game, missing its first nine shots from the field. Winborne put the Warhawks on the board with a 3-pointer to cut the Florida Atlantic advantage to 11-3 at the 10:15 mark of the half. The Owls led 23-7 at halftime.

The Warhawks got things going early in the second half and got within 31-21 with 12:02 to play before the Owls took control for good.

No.	ULM	FG	3FG	FT	R	F	TP	A	TO	B	S	MIN
05	Bibi Ndongo, C.	0-2	0-1	0-0	2	1	0	0	1	1	0	24
15	McClellan, S.	0-3	0-0	1-2	5	2	1	0	2	0	0	27
04	McCray, R.	0-2	0-0	0-0	1	0	0	0	1	0	0	14
24	Mingo, H.	2-9	0-2	8-8	3	1	12	1	2	0	0	28
55	Brown, F.	2-11	0-3	2-2	6	3	6	1	1	0	0	27
03	Hansberry, M.	0-2	0-0	0-0	2	0	0	0	2	0	0	13
10	Mackey, T.	2-5	1-3	0-0	2	0	5	0	2	0	0	18
11	Winborne, C.	2-4	2-4	0-0	1	0	6	2	1	0	0	26
35	Lindsey, T.	0-2	0-0	0-0	0	3	0	0	1	0	0	11
41	Ribeiro, F.	0-1	0-0	0-2	3	1	0	0	0	0	1	12
TEAM		5										
TOTALS		8-41	3-13	11-14	30	11	30	4	13	1	1	200
		(.195) (.231) (.786)										

No.	Florida Atlantic	FG	3FG	FT	R	F	TP	A	TO	B	S	MIN
02	Taylor, R.	4-10	2-5	0-0	4	1	10	8	1	0	1	30
13	Floyd, J.	0-0	0-0	0-0	2	1	0	0	0	0	0	6
44	Penn, K.	1-4	0-0	0-0	3	0	2	0	0	0	0	31
52	White, K.	0-6	0-0	1-2	5	4	1	1	5	1	1	23
22	Gantt, G.	8-13	4-6	0-0	5	0	20	2	0	0	1	24
01	Richardson, S.	3-7	0-3	0-0	3	3	6	0	0	2	0	17
04	Mattison, A.	1-2	0-0	1-2	5	2	3	0	0	1	0	10
05	Tucker, A.	1-1	0-0	2-2	1	0	4	1	0	0	2	12
10	Mavin, D.	2-3	0-0	0-0	3	0	4	1	0	0	0	5
21	McCoy, J.	0-0	0-0	0-0	1	3	0	0	1	0	0	16
25	Bertone, P.	1-2	0-0	0-0	0	1	2	0	0	1	0	9
31	Grier, O.	2-7	2-6	0-0	3	0	6	0	0	0	0	17
TEAM		3										
TOTALS		23-55	8-20	4-6	38	15	58	13	8	5	5	200
		(.418) (.400) (.667)										

**Technical Fouls:** None  
**Officials:** Karl Hess, Leslie Jones, Jason Creek  
**Attendance:** 1,672  
**Score by Half**  
ULM ..... 7-23 30  
Florida Atlantic ..... 23-35 58





## 2011-12 ULM MEN'S BASKETBALL

Game 17 • Jan. 7 • U.S. Century Bank Arena • Miami, Fla.			
	ULM	54	
	FIU	50	

MIAMI - ULM picked up its first conference victory of the season with a 54-50 victory at FIU Saturday evening inside U.S. Century Bank Arena. The Warhawks (2-15, 1-3 SBC) led by as many as 13 points in the second half, but had to hang on as the Panthers rallied to within one in the final minute.

Senior guard Fred Brown hit 3 of 4 free throws down the stretch to clinch the victory for the Warhawks. Brown led ULM with 16 points on 4-of-12 shooting from the field. Brown also contributed three rebounds and two assists in 39 minutes of action.

With ULM clinging to a 51-50 lead with 9.8 seconds remaining, Brown sank 1 of 2 from the charity stripe. FIU's Deric Hill threw the ensuing inbounds pass right to ULM's Hugh Mingo who stole the ball and passed it quickly to Brown with 2 seconds remaining on the clock. Brown sealed the victory for the Warhawks by hitting both free throw attempts.

Sophomore Steven McClellan came up a rebound shy of a double-double with 10 points and nine rebounds, while Mingo finished a point shy of a double-double with nine points and a career-high 12 boards. Sophomore Charles Winborne notched 10 points and freshman Trent Mackey contributed nine points and a career-high seven assists.

The Warhawks, who shot 34.6 percent from the field, finished with a 40-38 advantage on the boards.

ULM went on a 7-0 run midway through the second half -- capped by a 3-pointer from Winborne -- to take a 43-30 advantage. The Panthers responded with 12-1 run spanning just over four minutes to close within 44-42 with 5:19 remaining.

Winborne hit a 3-pointer as the shot clock expired on ULM's next possession to extend the lead back to five with 4:41 to play. A layup by Brown gave ULM a 51-44 lead with 2:46 to play.

The Panthers (4-11, 1-2 SBC) did not go away though, scoring six straight points -- capped by a dunk from Dominique Ferguson -- to close to within 51-50. Phil Taylor led three FIU players in double figures with 19 points, while Ferguson chipped in 12 points and nine rebounds, and Jeremy Allen added 10 points.

Two days after scoring just 30 points in a loss at Florida Atlantic, the Warhawks netted 31 in the first half to take a 10-point halftime advantage against FIU. ULM shot 40 percent in the first half and knocked in six 3-pointers.

Brown hit back-to-back 3-pointers to spark an 11-0 run that gave the Warhawks a 23-12 advantage with 7:17 remaining before halftime. After FIU closed the gap to five with six straight points, ULM answered with back-to-back 3s from Mackey to give the Warhawks a 29-18 lead with just over three minutes to play before the break.

No.	ULM	FG	3FG	FT	R	F	TP	A	TO	B	S	MIN
15	McClellan, S.	4-7	0-0	2-6	9	3	10	2	1	1	1	36
10	Mackey, T.	3-5	3-4	0-0	3	4	9	7	1	0	1	33
11	Winborne, C.	4-13	2-7	0-0	3	2	10	0	1	0	0	40
24	Mingo, H.	3-15	1-6	2-4	12	3	9	2	4	2	4	36
55	Brown, F.	4-12	3-6	5-6	3	1	16	2	3	0	0	39
03	Hansberry, M.	0-0	0-0	0-0	1	0	0	0	1	0	0	6
04	McCray, R.	0-0	0-0	0-0	0	0	0	0	0	0	0	1
05	Bibi Ndongo, C.	0-0	0-0	0-0	1	2	0	0	1	0	0	6
35	Lindsey, T.	0-0	0-0	0-0	0	0	0	0	0	0	0	3
TEAM		8										
TOTALS		18-52	9-23	9-16	40	15	54	13	12	3	6	200
		(.346) (.391) (.563)										

No.	FIU	FG	3FG	FT	R	F	TP	A	TO	B	S	MIN
34	De La Rosa, J.	1-4	0-0	0-0	5	1	2	1	1	1	0	15
03	Ferguson, D.	6-10	0-0	0-1	9	3	12	1	3	2	1	36
11	Taylor, P.	6-18	4-9	3-4	4	1	19	2	0	0	0	38
22	Moore, B.	1-4	0-0	0-0	9	1	2	0	1	4	1	23
32	Allen, J.	4-16	1-5	1-1	4	5	10	0	1	0	2	40
00	Nunez, M.	1-1	0-0	0-0	1	0	2	1	1	0	0	6
01	Hill, D.	0-0	0-0	0-0	0	0	0	0	1	0	0	0+
05	Miro, S.	0-1	0-1	1-2	1	1	1	0	0	0	0	14
10	Bell, C.	0-2	0-1	2-2	0	2	2	2	0	0	1	19
15	Dierckx, G.	0-1	0-0	0-0	0	0	0	0	1	0	0	4
33	Akomolafe, T.	0-1	0-0	0-1	4	1	0	0	1	0	0	5
TEAM		1										
TOTALS		19-58	5-16	7-11	38	15	50	7	10	7	5	200
		(.328) (.313) (.636)										

Technical Fouls: None

Officials: Kerry Sisson, Glen Tuitt, Timothy Andrews

Attendance: 874

Score by Half

ULM	31-23	54
FIU	21-29	50

Game 18 • Jan. 12 • Fant-Ewing Coliseum • Monroe, La.			
	UALR	72	
	ULM	51	

MONROE, La. - Courtney Jackson scored a game-high 20 points and UALR used a strong defensive performance to defeat ULM 72-51 Thursday evening inside Fant-Ewing Coliseum.

The Trojans limited ULM to just 36.2 percent shooting, including 24.1 percent in the second half, to pull away and move to 4-0 in Sun Belt play. Jackson went 8 of 13 from the field to lead the way with 20 points, while D'Andre Williams and Chuck Guy each contributed 10 points for the Trojans.

ULM finished with four players in double figures, led by 15 points and seven rebounds from sophomore Steven McClellan. McClellan finished 6 of 12 from the field while also adding two assists, a block and a steal. Senior Fred Brown chipped in 11 points and seven rebounds, and sophomore Charles Winborne and senior Christian Bibi Ndongo added 10 points each.

UALR never trailed but had to sweat it out before using a 9-2 run to build a 45-35 advantage with 15:15 remaining in the game. The Trojans put the game away with a 10-2 spurt, capped by a layup from Reggie Fondren, to take a 60-43 lead with 7:12 remaining.

The Trojans finished with a 36-30 advantage on the boards and an 18-9 lead in points off turnovers.

UALR got off to hot a shooting start and built an early 20-6 lead with 12:17 remaining in the first half. The Trojans led by double figures for most of the half before ULM closed on a 13-4 run and trailed 38-33 at halftime.

Winborne and Mingo capped the run at the end of the half with 3-pointers and the Warhawks made a defensive stand at the buzzer to trail by five at the break.

A pair of free throws by McClellan on the first possession of the second half pulled the Warhawks within 38-35 before UALR pulled away.

No.	UALR	FG	3FG	FT	R	F	TP	A	TO	B	S	MIN
12	Jackson, C.	8-13	0-0	4-4	4	3	20	3	3	1	1	34
23	Lockhart, T.	4-6	0-2	1-1	2	0	9	0	2	0	0	22
44	Javes, M.	2-4	0-0	3-8	9	2	7	3	0	3	0	25
10	Williams, D.	4-9	2-3	0-0	6	2	10	4	3	0	4	34
13	Guy, C.	3-7	2-6	2-2	2	2	10	2	0	0	2	31
02	Sutherland, T.	2-3	0-1	0-0	2	0	4	0	0	0	0	9
05	Lawton, E.	0-1	0-1	0-0	1	0	0	1	1	0	1	8
21	Louzeiro, M.	0-3	0-0	0-0	0	1	0	0	0	0	0	7
22	Fondren, R.	2-5	0-0	2-2	1	1	6	2	0	0	1	13
24	Dillard, B.	0-0	0-0	0-0	0	0	0	2	1	0	0	4
53	Neighbour, W.	2-3	2-3	0-0	3	0	6	2	2	0	1	13
TEAM		6										
TOTALS		27-54	6-16	12-17	36	11	72	19	12	4	10	200
		(.500) (.375) (.706)										

No.	ULM	FG	3FG	FT	R	F	TP	A	TO	B	S	MIN
15	McClellan, S.	6-12	0-0	3-6	7	4	15	2	1	1	1	33
10	Mackey, T.	0-2	0-1	0-0	1	2	0	2	2	0	0	15
11	Winborne, C.	4-12	2-6	0-0	0	0	10	2	2	0	2	40
24	Mingo, H.	2-9	1-4	0-0	4	4	5	3	4	2	0	32
55	Brown, F.	4-14	2-4	1-1	7	3	11	2	4	0	2	36
03	Hansberry, M.	0-1	0-1	0-0	0	0	0	1	1	0	0	4
04	McCray, R.	0-0	0-0	0-0	1	0	0	3	0	0	0	13
05	Bibi Ndongo, C.	5-8	0-1	0-1	6	1	10	1	1	0	0	27
TEAM		4										
TOTALS		21-58	5-17	4-8	30	14	51	16	15	3	5	200
		(.362) (.294) (.500)										

Technical Fouls: None

Officials: Billy Dunlap, James Barker, Ray Acosta

Attendance: 1,337

Score by Half

UALR	38-34	72
ULM	33-18	51

Game 19 • Jan. 14 • Fant-Ewing Coliseum • Monroe, La.			
	NORTH TEXAS	68	
	ULM	55	

MONROE, La. - North Texas got out to an early lead and held on for a 68-55 victory over ULM Saturday in Sun Belt action inside Fant-Ewing Coliseum.

The Mean Green (11-8, 4-2 SBC) led by as many as 23 points in the second half before ULM made a late run and cut the margin to as close as 66-55 with 3:07 remaining. Roger Franklin answered for North Texas with a layup in transition and the Mean Green held the Warhawks scoreless over the final three minutes to hang on for the victory.

Sophomore guard Charles Winborne led ULM with 15 points on 5-of-8 shooting from the field. Sophomore guard Marcelis Hansberry added eight points and sophomore center Steven McClellan chipped in seven points and a career-high 13 rebounds for the Warhawks.

Brandon Walton led all scorers with 18 points, including five 3-pointers, to lead the Mean Green. Franklin tallied 16 points and 15 rebounds and Tony Mitchell chipped in 15 points and nine rebounds.

ULM (2-17, 1-5 SBC) trailed 61-49 with 5:09 remaining when Walton hit a deep 3-pointer as the shot clock expired to extend the Mean Green lead back to 15.

Winborne knocked in a pair of free throws for the Warhawks, then hit a jumper in the lane to cut the North Texas advantage to 66-53 with 3:56 left. Sophomore guard R.J. McCray stole the ball on the ensuing North Texas possession and finished with a layup to get the Warhawks within 11.

ULM finished with a season-high 44 rebounds while holding North Texas to 35.5 percent shooting from the field. The Warhawks limited the Mean Green to just 27.6 percent in the second half.

The Warhawks shot 22.2 percent in the first half and trailed the Mean Green 37-18 at the break.

No.	North Texas	FG	3FG	FT	R	F	TP	A	TO	B	S	MIN
13	Mitchell, T.	5-10	3-4	2-4	9	3	15	1	4	3	2	34
02	Walton, B.	6-10	5-8	1-2	2	3	18	1	1	0	1	28
03	Williams, A.	2-6	0-1	0-0	2	3	4	2	1	0	1	25
05	Jones, C.	2-8	0-4	1-2	2	0	5	2	1	0	2	26
32	Franklin, R.	5-14	0-0	6-9	15	3	16	2	1	1	0	33
11	Robinson, F.	0-3	0-2	0-0	1	1	0	0	0	0	0	5
14	Norris, T.	0-3	0-0	0-0	2	1	0	1	1	0	0	18
23	Williams, J.	1-6	0-1	6-7	0	0	8	2	2	1	1	19
25	Stojiljkovic, N.	1-2	0-0	0-0	0	2	2	0	0	0	0	5
33	Hall, T.	0-0	0-0	0-0	1	0	0	1	0	0	0	4
34	Edwards, A.	0-0	0-0	0-0	2	2	0	0	1	0	0	3
TEAM		4										
TOTALS		22-62	8-20	16-24	40	18	68	12	13	5	7	200
		(.355) (.400) (.667)										

No.	ULM	FG	3FG	FT	R	F	TP	A	TO	B	S	MIN
05	Bibi Ndongo, C.	2-7	0-1	1-2	3	4	5	0	0	0	0	20
15	McClellan, S.	0-6	0-0	7-8	13	4	7	1	1	0	1	20
11	Winborne, C.	5-8	3-5	2-2	1	3	15	0	1	0	0	27
24	Mingo, H.	1-3	1-2	0-0	3	3	3	0	4	1	0	15
55	Brown, F.	1-7	0-4	2-2	4	0	4	1	4	0	2	22
03	Hansberry, M.	4-8	0-1	0-0	6	1	8	1	4	0	1	17
04	McCray, R.	2-2	0-0	0-1	1	3	4	0	2	1	2	20
10	Mackey, T.	0-5	0-3	0-0	3	1	0	1	1	0	0	19
35	Lindsey, T.	2-6	0-2	3-4	2	1	7	2	1	0	0	20
41	Ribeiro, F.	1-3	0-0	0-2	5	2	2	1	0	0	1	20
TEAM		3										
TOTALS		18-55	4-18	15-21	44	22	55	7	18	2	7	200
		(.327) (.222) (.714)										

Technical Fouls: None

Officials: Sean Casey, Alan Cosby, Keith Kimble

Attendance: 1,166


Score by Half

North Texas	37-31	68
ULM	18-37	55





## 2011-12 ULM MEN'S BASKETBALL

Game 20 • Jan. 19 • Fant-Ewing Coliseum • Monroe, La.				
	DENVER	63		
	ULM	48		

MONROE, La. - Denver rolled to a 63-48 victory over ULM Thursday in Sun Belt action inside Fant-Ewing Coliseum.

The Pioneers (15-4, 5-1 SBC) shot 50 percent from the field while holding the Warhawks to 36.5 percent from the field. Denver entered the night ranked No. 2 in the Sun Belt in scoring defense, allowing just 60.7 points per game.

Sophomore guard Charles Winborne led the Warhawks with 18 points and five rebounds. It marked the fourth straight game that Winborne has reached double figures in scoring. He has led the Warhawks in scoring in two straight contests.

ULM (2-18, 1-6 SBC) got as close as 11 at 57-46 with 4:33 to play before Denver scored four straight points to put the game away. Brian Stafford, the Sun Belt's leading scorer, finished with a team-high 17 points to lead the Pioneers. Chris Udofia chipped in 12 points and eight rebounds and Royce O'Neale added 10 points, eight rebounds and three assists for Denver.

Leading 11-9 early, the Pioneers held the Warhawks scoreless for just under eight minutes, embarking on a 12-0 run, to build a 23-9 advantage. A 3-pointer by Winborne ended the ULM drought at the 6:33 mark of the half.

Denver held ULM to just 29.2 percent shooting in the first half and held a 36-18 lead at the break.

Winborne scored 13 points in the second half, including eight straight to open the half. His 3-pointer with 17:11 remaining cut the Denver lead to 38-26. After a layup from Stafford, freshman forward Trey Lindsey knocked home a 3-pointer to get the Warhawks within 11 at 40-29 with 16:12 to play.

Denver answered with an 11-3 spurt, capped by a 3-pointer from O'Neale with 11:15 remaining, to stretch its lead to 51-35.

No.	Denver	FG	3FG	FT	R	F	TP	A	TO	B	S	MIN
05	Stafford, B.	7-11	2-5	1-2	3	0	17	1	1	0	0	34
10	Lewis, R.	3-9	1-3	2-2	3	1	9	0	0	0	0	15
23	Olson, B.	0-2	0-0	0	3	0	5	1	0	1	0	29
32	Hallam, C.	2-5	0-2	1-2	6	2	5	3	2	1	0	33
34	Udofia, C.	5-10	0-2	2-2	8	2	12	1	1	0	0	33
12	Coughlin, J.	3-5	0-2	0-0	2	1	6	0	0	0	1	7
14	Foeman, B.	0-1	0-1	2-2	1	1	2	3	1	0	0	13
15	Hallam, T.	1-2	0-1	0-0	0	0	2	0	1	0	0	13
20	O'Neale, R.	4-5	1-1	1-2	8	1	10	3	2	1	1	23
TEAM		1										
TOTALS		25-50	4-19	9-12	32	11	63	16	9	2	3	200
		(.500) (.211) (.750)										

No.	ULM	FG	3FG	FT	R	F	TP	A	TO	B	S	MIN
05	Bibi Ndongo, C.	0-1	0-0	0-0	2	1	0	0	1	0	0	15
11	Winborne, C.	7-16	3-8	1-1	5	0	18	1	1	0	1	29
15	McClellan, S.	3-7	0-0	3-3	4	0	9	1	0	0	0	28
24	Mingo, H.	0-9	0-1	0-0	3	3	0	1	3	0	1	22
55	Brown, F.	1-5	0-1	0-2	1	1	2	2	2	0	0	12
03	Hansberry, M.	0-4	0-1	0-0	2	0	0	2	0	0	0	26
04	McCray, R.	3-3	0-0	0-0	1	6	0	1	1	1	1	17
10	Mackey, T.	3-4	2-3	0-0	1	3	8	1	2	0	0	32
35	Lindsey, T.	1-2	1-2	0-0	3	2	3	2	1	0	0	16
41	Ribeiro, F.	1-1	0-0	0-0	0	2	0	0	0	0	0	3
TEAM		5										
TOTALS		19-52	6-16	4-6	26	11	48	10	11	1	3	200
		(.365) (.375) (.667)										


Technical Fouls: None

Officials: James Barker, Lee Cassell, John Hearty

Attendance: 1,640

Score by Half

Denver	36-27	63
ULM	18-30	48

Game 21 • Jan. 21 • Sartain Hall • Troy, Ala.				
	ULM	63		
	TROY	91		

TROY, Ala. - Troy was on the mark from deep as it rolled past ULM 91-63 Saturday evening inside Sartain Hall.

The Trojans (7-11, 2-5 SBC) converted 15 of 33 shots from 3-point range on the night, including 11 in a row at one point to put away the Warhawks. The 11 straight 3s tied an NCAA record as it was accomplished for just the third time ever. Troy entered the night leading the Sun Belt with an average of 9.5 3-pointers per game.

Justin Wright led four Trojans in double-figure scoring with 18 points and nine rebounds on 6-of-10 shooting. Emil Jones contributed 17 points, R.J. Scott added 16 points and Will Weathers finished with 12 points and 12 assists.

Troy hit its first 10 3-pointers of the second half to break open the game and extend its lead to 81-49 with 7:01 remaining in the game. The Trojans led by as many as 35 with 5:11 to play, marking the Warhawks' largest deficit of the season.

Sophomore center Steven McClellan was an efficient 7 of 10 from the field and recorded a team-high 14 points for the Warhawks (2-19, 1-7 SBC). Sophomore guard Charles Winborne chipped in 11 points for his fifth straight game in double figures.

Sophomore guard R.J. McCray had career highs in rebounds (8) and assists (5) to go along with a season-high eight points in 32 minutes of action for ULM.

Troy scored 12 straight points to build an early 18-7 advantage with 13:44 remaining in the opening half. ULM answered to cut the lead to 20-15 on eight straight points from senior guard Hugh Mingo, but that is as close as it would get.

The Trojans used a 15-2 run to take a 35-17 lead with 6:19 remaining before halftime. Troy capped the half with a 3-pointer at the buzzer by Jones to take a 42-26 lead into intermission.

No.	ULM	FG	3FG	FT	R	F	TP	A	TO	B	S	MIN
35	Lindsey, T.	3-3	1-1	1-2	0	2	8	3	2	0	0	19
15	McClellan, S.	7-10	0-0	0-0	6	4	14	1	1	0	1	23
03	Hansberry, M.	1-6	0-2	1-2	1	2	3	2	1	0	0	32
04	McCray, R.	3-7	1-2	1-2	8	0	8	5	0	0	3	32
11	Winborne, C.	4-11	3-7	0-0	3	0	11	0	0	0	0	25
05	Bibi Ndongo, C.	0-4	0-0	1-2	7	2	1	0	2	0	0	19
10	Mackey, T.	1-5	1-4	1-2	0	1	4	1	0	0	0	19
24	Mingo, H.	4-11	0-1	0-2	3	0	8	0	1	0	0	14
55	Brown, F.	3-6	0-2	0-0	0	0	6	0	1	0	0	17
TEAM		1										
TOTALS		26-63	6-19	5-12	29	11	63	12	8	0	4	200
		(.413) (.316) (.417)										

No.	Troy	FG	3FG	FT	R	F	TP	A	TO	B	S	MIN
42	Owens, T.	3-4	0-0	1-2	7	1	7	0	1	3	0	20
01	Weathers, W.	5-9	1-3	1-2	3	1	12	12	2	0	2	29
03	Cunningham, S.	4-5	1-2	0-3	5	0	9	5	2	2	0	27
05	Wright, J.	6-10	4-8	2-2	9	2	18	0	1	0	0	26
10	Jones, E.	7-11	3-5	0-0	5	1	17	3	1	0	1	25
00	Scott, R.	5-10	4-7	2-2	4	1	16	2	1	0	0	21
11	Jones, A.	2-7	2-4	0-0	2	0	6	1	0	0	1	21
15	Clark, D.	1-3	0-2	0-0	1	0	2	0	1	0	0	11
20	Feldman, B.	1-2	0-1	0-0	0	0	2	0	0	0	0	6
34	Chambers, R.	1-2	0-0	0-0	2	5	2	0	1	0	1	14
TEAM		2										
TOTALS		35-63	15-32	6-11	40	11	91	23	10	5	5	200
		(.556) (.469) (.545)										


Technical Fouls: None

Officials: Sidney Cohen, Byron Evans, Brian Shey

Attendance: 2,388

Score by Half

ULM	26-37	63
Troy	42-49	91

Game 22 • Jan. 28 • Fant-Ewing Coliseum • Monroe, La.				
	UL-LAFAYETTE	67		
	ULM	60		

MONROE, La. - Senior guard Fred Brown recorded a season-high 24 points, but it was not enough as UL-Lafayette defeated ULM 67-60 Saturday inside Fant-Ewing Coliseum.

Brown finished 8 of 17 from the field and tied his season high with six assists on the night. It marked his 14th double-digit scoring effort and his third 20-point game of the season.

ULM rallied from a 14-point deficit midway through the second half to pull within four on two occasions in the final minutes. Sophomore guard Charles Winborne hit a 3-pointer with 1:05 remaining to get the Warhawks within 61-57.

The Ragin' Cajuns (12-11, 6-3 SBC) responded on their next possession with a layup from Raymone Andrews with 54 seconds remaining. UL-Lafayette put the game away with four free throws down the stretch.

Josh Brown led the Ragin' Cajuns with 14 points and seven rebounds, while Darshawn McClellan added 13 points and Elfrid Payton chipped in 10 points for UL-Lafayette, who won for the third straight time in the series.

The Ragin' Cajuns broke the game open midway through the second half with a 13-0 run - spanning just over three minutes - to build its largest lead of the game at 49-35 with 10:11 remaining.

The Warhawks (2-20, 1-8 SBC) responded with a 7-0 spurt, capped by a 3-pointer from freshman Trent Mackey, to cut the Ragin' Cajun lead to 57-53 with 3:41 to play.

Winborne finished with 18 points, including three 3-pointers and Mackey chipped in 12 points on 4-of-5 shooting from beyond the arc for the Warhawks. ULM shot 40.4 percent from the field and finished 9 of 18 from 3-point range.

No.	UL-Lafayette	FG	3FG	FT	R	F	TP	A	TO	B	S	MIN
21	McClellan, D.	4-8	2-5	3-4	4	3	13	2	3	3	1	29
23	Coleby, K.	1-5	0-0	3-4	6	0	5	1	5	0	1	25
00	Mbamalu, B.	2-6	0-1	2-2	8	1	6	2	0	0	0	29
01	Brown, J.	6-13	0-0	2-2	7	4	14	1	4	0	2	28
22	Andrews, R.	3-6	1-3	0-0	3	4	7	2	0	0	1	29
02	Payton, E.	5-7	0-0	0-4	5	1	10	1	1	1	1	18
04	Farrington, S.	0-0	0-0	0-0	0	1	0	0	0	0	0	2
05	Thomas, J.	3-6	1-3	1-2	6	0	8	0	2	0	1	17
13	Thompson, A.	1-3	0-2	2-2	0	0	4	0	0	0	0	12
15	Perez, D.	0-2	0-2	0-0	0	1	0	1	0	0	0	7
20	Smith, K.	0-2	0-0	0-0	1	1	0	0	0	0	0	4
TEAM		5										
TOTALS		25-58	4-16	13-20	45	16	67	10	15	4	6	200
		(.431) (.250) (.650)										

No.	ULM	FG	3FG	FT	R	F	TP	A	TO	B	S	MIN
05	Bibi Ndongo, C.	0-2	0-0	0-0	5	1	0	2	3	2	1	29
15	McClellan, S.	0-4	0-0	0-0	1	4	0	1	1	1	2	18
04	McCray, R.	0-2	0-0	0-0	0	2	0	1	0	0	0	22
24	Mingo, H.	1-5	0-0	1-5	3	3	3	1	2	0	0	17
55	Brown, F.	8-17	2-6	6-6	5	2	24	6	4	0	3	40
10	Mackey, T.	4-6	4-5	0-0	3	2	12	0	2	0	1	24
11	Winborne, C.	7-11	3-6	1-3	0	1	18	1	4	0	1	29
35	Lindsey, T.	0-2	0-1	0-0	0	0	0	0	0	0	0	5
41	Ribeiro, F.	1-3	0-0	1-3	3	2	3	0	1	0	0	16
TEAM		3										
TOTALS		21-52	9-18	9-17	23	17	60	12	17	3	8	200
		(.404) (.500) (.529)										

Technical Fouls: UL-Lafayette-McClellan, Darshawn. ULM-None


Officials: Frank Raposo, Kerry Sittin, Jason Baker

Attendance: 2,419

Score by Half

UL-Lafayette	29-38	67
ULM	24-36	60



Game 23 • Feb. 2 • Convocation Center • Jonesboro, Ark.		
	ULM	64
	ARKANSAS STATE	72

JONESBORO, Ark. — ULM battled back from a 19-point deficit in the second half, but it was not enough as Arkansas State held on for a 72-64 victory over the Warhawks Thursday evening inside the Convocation Center.

With its starters on the bench, ULM used a 19-3 run to pull within three points midway through the second half, but Arkansas State shot lights out down the stretch to put the game away. The Red Wolves (10-14, 4-6 SBC) finished the game at 46.9 percent from the field, while the Warhawks shot 37.9 percent.

Sophomore guard came off the bench to tie a career high with 15 points and senior center Fabio Ribeiro chipped in a season-high 13 points to lead the way for the Warhawks. ULM had a balanced scoring attack as eight different players scored at least five points.

Hansberry scored on a putback layup with 7:16 remaining to cap the 19-3 spurt and pull the Warhawks within 52-49. The Red Wolves answered with eight straight points from Adam Sterrenberg, including a pair of 3-pointers, to push its lead back to double figures at 60-50 with 5:08 to play.

Sterrenberg and Ed Townsel each scored 18 points to lead the Red Wolves, while Rakeem Dickerson chipped in 12 points and Marcus Hooten added 10 points.

ULM (2-21, 1-9 SBC) missed six free throws down the stretch and went just 16 of 25 from the charity stripe in the game. After a slow start, Arkansas State made its final 10 free-throw attempts to seal the victory.

The Warhawks held a 28-18 advantage in points in the paint and a commanding 46-23 edge in bench points.

Arkansas State made six 3-pointers in the first half and led 34-22 at the break.

No.	ULM	FG	3FG	FT	R	F	TP	A	TO	B	S	MIN
05	Bibi Ndongo, C.	0-2	0-0	0-0	2	1	0	0	0	0	0	17
15	McClellan, S.	1-5	0-0	3-6	3	5	5	1	0	1	1	21
11	Winborne, C.	0-6	0-3	0-0	1	1	0	0	1	0	1	22
24	Mingo, H.	4-8	0-3	0-0	11	0	8	0	3	0	1	26
55	Brown, F.	1-4	1-2	2-2	1	0	5	0	2	0	1	25
03	Hansberry, M.	5-9	1-1	4-7	2	1	15	1	1	0	0	14
04	McCray, R.	3-5	0-0	2-2	2	1	8	2	1	1	2	14
10	Mackey, T.	2-5	1-2	0-0	0	1	5	0	1	0	2	19
35	Lindsey, T.	2-4	1-2	0-1	2	4	5	3	0	0	0	23
41	Ribeiro, F.	4-10	0-0	5-7	6	3	13	0	1	0	1	19
<b>TEAM</b>		<b>3</b>										
<b>TOTALS</b>		<b>22-58</b>	<b>4-13</b>	<b>16-25</b>	<b>33</b>	<b>17</b>	<b>64</b>	<b>7</b>	<b>10</b>	<b>2</b>	<b>9</b>	<b>200</b>
		<b>(.379) (.308) (.640)</b>										

No.	Arkansas State	FG	3FG	FT	R	F	TP	A	TO	B	S	MIN
15	Peterson, B.	1-4	0-0	0-0	10	3	2	1	2	0	0	25
33	Kirkland, M.	2-3	0-0	3-6	5	3	7	1	3	3	0	35
01	Dickerson, R.	4-7	0-1	4-4	4	2	12	6	2	0	0	35
05	Hooten, M.	3-8	1-4	3-4	0	1	10	0	1	0	1	25
24	Townsel, E.	6-14	5-10	1-2	4	3	18	7	3	0	1	39
03	Griswold, D.	2-3	0-0	1-2	5	2	5	0	0	1	1	18
10	Sterrenberg, A.	5-10	4-8	4-4	2	3	18	0	0	0	1	21
34	Zuppardo, J.	0-0	0-0	0-0	0	0	0	0	0	0	0	2
<b>TEAM</b>		<b>3</b>										
<b>TOTALS</b>		<b>23-49</b>	<b>10-23</b>	<b>16-22</b>	<b>33</b>	<b>17</b>	<b>72</b>	<b>15</b>	<b>11</b>	<b>4</b>	<b>4</b>	<b>200</b>
		<b>(.469) (.435) (.727)</b>										

**Technical Fouls:** UL-Lafayette-Team. ULM-None

**Officials:** John Hampton, Leo Cassell, Scott Smith

**Attendance:** 2,933

**Score by Half**

ULM .....	22-42	64
Arkansas State .....	34-38	72



## TV/RADIO ROSTER



**3 • MARCELIS HANSBERRY**  
Sophomore • Guard  
Jackson, Miss.



**4 • R.J. MCCRAY**  
Sophomore • Guard  
Grand Prairie, Texas



**5 • CHRISTIAN BIBI NDONGO**  
Senior • Forward  
Yaounde, Cameroon



**10 • TRENT MACKEY**  
Freshman • Guard  
Tampa, Fla.



**11 • CHARLES WINBORNE**  
Sophomore • Guard  
Shreveport, La.



**14 • IFE EKE**  
Sophomore • Forward  
Lagos, Nigeria



**15 • STEVEN MCCLELLAN**  
Sophomore • Center  
Fresno, Calif.



**23 • REGINALD SMITH**  
Freshman • Guard  
Columbia, La.



**24 • HUGH MINGO**  
Senior • Guard  
West Monroe, La.



**33 • D'ANDRE MARTIN**  
Freshman • Guard  
Monroe, La.



**35 • TREY LINDSEY**  
Freshman • Forward  
Austin, Texas



**41 • FABIO RIBEIRO**  
Senior • Center  
Caetnopolis, Brazil




**55 • FRED BROWN**  
Senior • Guard  
West Palm Beach, Fla.



**KEITH RICHARD**  
Head Coach



**CORD WRIGHT**  
Assistant Coach



**BRANDON ROBERTS**  
Assistant Coach